

ARRIBA-FLAGLER CONSOLIDATED
SCHOOL DISTRICT #20
FLAGLER, COLORADO
FINANCIAL STATEMENTS
JUNE 30, 2024

ARRIBA-FLAGLER CONSOLIDATED SCHOOL DISTRICT #20
FLAGLER, COLORADO

TABLE OF CONTENTS

	<u>PAGE</u>
INDEPENDENT AUDITORS' REPORT	1 - 2.
MANAGEMENT'S DISCUSSION AND ANALYSIS	3 - 7.
BASIC FINANCIAL STATEMENTS	
GOVERNMENT-WIDE FINANCIAL STATEMENTS	
STATEMENT OF NET POSITION	8.
STATEMENT OF ACTIVITIES	9.
FUND FINANCIAL STATEMENTS	
BALANCE SHEET – GOVERNMENTAL FUNDS	10.
RECONCILIATION OF GOVERNMENTAL FUNDS BALANCE SHEET TO THE STATEMENT OF NET POSITION	11.
COMBINED STATEMENT OF REVENUES, EXPENDITURES AND CHANGES IN FUND BALANCES – GOVERNMENTAL FUNDS	12.
RECONCILIATION OF REVENUES, EXPENDITURES AND CHANGES IN FUND BALANCES OF GOVERNMENTAL FUNDS TO THE STATEMENT OF ACTIVITIES	13.
NOTES TO BASIC FINANCIAL STATEMENTS	14 - 38.
REQUIRED SUPPLEMENTARY INFORMATION	
STATEMENTS OF REVENUES, EXPENDITURES AND CHANGES IN FUND BALANCE – BUDGET AND ACTUAL – GENERAL FUND	39.
SCHEDULE OF THE DISTRICT'S PROPORTIONATE SHARE - SCHDTF	40.
SCHEDULE OF DISTRICT CONTRIBUTIONS - SCHDTF	41.
SCHEDULE OF THE DISTRICT'S PROPORTIONATE SHARE - HCTF	42.
SCHEDULE OF DISTRICT CONTRIBUTIONS - HCTF	43.
NOTES TO REQUIRED SUPPLEMENTARY INFORMATION	44.
SUPPLEMENTARY INFORMATION	
INDIVIDUAL FUND FINANCIAL STATEMENTS – MAJOR FUND GENERAL FUND	45 – 46.
COMBINING FUND FINANCIAL STATEMENTS – NONMAJOR FUNDS	47 – 48.
INDIVIDUAL FUND FINANCIAL STATEMENTS AND BUDGET SCHEDULES – NONMAJOR FUNDS	
FOOD SERVICE – SPECIAL REVENUE FUND	49 – 50.
STUDENT ACTIVITY – SPECIAL REVENUE FUND	51 – 52.
CAPITAL RESERVE CAPITAL PROJECTS FUND	53 – 54.
COLORADO DEPARTMENT OF EDUCATION AUDITORS' ELECTRONIC FINANCIAL DATA INTEGRITY CHECK FIGURES	

HANCOCK FROESE & COMPANY LLC

CERTIFIED PUBLIC ACCOUNTANTS
408 NORTH MAIN STREET
ROCKY FORD, COLORADO 81067

Patrick A. Hancock CPA 719-688-0812
Andrew H. Froese CPA 719-980-1962

INDEPENDENT AUDITORS' REPORT

Board of Education
Arriba-Flagler Consolidated School District #20
Flagler, Colorado

Opinions

We have audited the accompanying financial statements of the governmental activities, each major fund and the aggregate remaining fund information of the Arriba-Flagler Consolidated School District #20, as of and for the year ended June 30, 2024, and the related notes to the financial statements, which collectively comprise the Arriba-Flagler Consolidated School District #20's basic financial statements as listed in the table of contents.

In our opinion, the financial statements referred to above present fairly, in all material respects, the respective financial position of the governmental activities, each major fund and the aggregate remaining fund information of the Arriba-Flagler Consolidated School District #20, as of June 30, 2024, and the respective changes in financial position for the year then ended in accordance with accounting principles generally accepted in the United States of America.

Basis for Opinions

We conducted our audit in accordance with auditing standards generally accepted in the United States of America. Our responsibilities under those standards are further described in the Auditor's Responsibilities for the Audit of the Financial Statements section of our report. We are required to be independent of the Arriba-Flagler Consolidated School District #20, and to meet our other ethical responsibilities, in accordance with the relevant ethical requirements relating to our audit. We believe that the audit evidence we have obtained is sufficient and appropriate to provide a basis for our audit opinions.

Responsibilities of Management for the Financial Statements

Management is responsible for the preparation and fair presentation of the financial statements in accordance with accounting principles generally accepted in the United States of America, and for the design, implementation, and maintenance of internal control relevant to the preparation and fair presentation of financial statements that are free from material misstatement, whether due to fraud or error.

In preparing the financial statements, management is required to evaluate whether there are conditions or events, considered in the aggregate, that raise substantial doubt about the Arriba-Flagler Consolidated School District #20's ability to continue as a going concern for twelve months beyond the financial statement date, including any currently known information that may raise substantial doubt shortly thereafter.

Auditor's Responsibilities for the Audit of the Financial Statements

Our objectives are to obtain reasonable assurance about whether the financial statements as a whole are free from material misstatement, whether due to fraud or error, and to issue an auditor's report that includes our opinions. Reasonable assurance is a high level of assurance but is not absolute assurance and therefore is not a guarantee that an audit conducted in accordance with generally accepted auditing standards will always detect a material misstatement when it exists. The risk of not detecting a material misstatement resulting from fraud is higher than for one resulting from error, as fraud may involve collusion, forgery, intentional omissions, misrepresentations, or the override of internal control. Misstatements are considered material if there is a substantial likelihood that, individually or in the aggregate, they would influence the judgment made by a reasonable user based on the financial statements.

In performing an audit in accordance with generally accepted auditing standards, we:

- Exercise professional judgment and maintain professional skepticism throughout the audit.
- Identify and assess the risks of material misstatement of the financial statements, whether due to fraud or error, and design and perform audit procedures responsive to those risks. Such procedures include examining, on a test basis, evidence regarding the amounts and disclosures in the financial statements.

- Obtain an understanding of internal control relevant to the audit in order to design audit procedures that are appropriate in the circumstances, but not for the purpose of expressing an opinion on the effectiveness of the Arriba-Flagler Consolidated School District #20's internal control. Accordingly, no such opinion is expressed.
- Evaluate the appropriateness of accounting policies used and the reasonableness of significant accounting estimates made by management, as well as evaluate the overall presentation of the financial statements.
- Conclude whether, in our judgment, there are conditions or events, considered in the aggregate, that raise substantial doubt about the Arriba-Flagler Consolidated School District #20's ability to continue as a going concern for a reasonable period of time.

We are required to communicate with those charged with governance regarding, among other matters, the planned scope and timing of the audit, significant audit findings, and certain internal control-related matters that we identified during the audit.

Required Supplementary Information

Accounting principles generally accepted in the United States of America require that the management's discussion and analysis, budgetary comparison schedules and pension/OPEB schedules listed in the table of contents be presented to supplement the basic financial statements. Such information is the responsibility of management and, although not a part of the basic financial statements, is required by the Governmental Accounting Standards Board, who considers it to be an essential part of financial reporting for placing the basic financial statements in an appropriate operational, economic, or historical context. We have applied certain limited procedures to the required supplementary information in accordance with auditing standards generally accepted in the United States of America, which consisted of inquiries of management about the methods of preparing the information and comparing the information for consistency with management's responses to our inquiries, the basic financial statements, and other knowledge we obtained during our audit of the basic financial statements. We do not express an opinion or provide any assurance on the information because the limited procedures do not provide us with sufficient evidence to express an opinion or provide any assurance.

Supplementary Information

Our audit was conducted for the purpose of forming opinions on the financial statements that collectively comprise the Arriba-Flagler Consolidated School District #20's basic financial statements. The individual major fund financial statements, combining and individual nonmajor fund financial statements and budget schedules and the Colorado Department of Education Auditors' Electronic Financial Data Integrity Check Figures are presented for purposes of additional analysis and are not a required part of the basic financial statements. Such information is the responsibility of management and was derived from and relates directly to the underlying accounting and other records used to prepare the basic financial statements. The information has been subjected to the auditing procedures applied in the audit of the basic financial statements and certain additional procedures, including comparing and reconciling such information directly to the underlying accounting and other records used to prepare the basic financial statements or to the basic financial statements themselves, and other additional procedures in accordance with auditing standards generally accepted in the United States of America. In our opinion, the individual major fund financial statements, combining and individual nonmajor fund financial statements and budget schedules and the Colorado Department of Education Auditors' Electronic Financial Data Integrity Check Figures are fairly stated, in all material respects, in relation to the basic financial statements as a whole.



Hancock Froese & Company LLC

Rocky Ford, Colorado
December 2, 2024

MANAGEMENT'S DISCUSSION AND ANALYSIS

**ARRIBA-FLAGLER CONSOLIDATED SCHOOL DISTRICT #20
FLAGLER, COLORADO
MANAGEMENT'S DISCUSSION AND ANALYSIS
FOR FISCAL YEAR ENDED JUNE 30, 2024**

Management of Arriba-Flagler Consolidated School District #20 (the "District") offers readers of the District's Annual Financial Report this narrative and analysis of the financial activities of the District for the fiscal year ended June 30, 2024. Management encourages readers to consider the information presented here in conjunction with additional information provided in the Independent Auditors' report.

FINANCIAL HIGHLIGHTS

- In governmental activities, the District's assets and deferred outflow of resources exceeded its liabilities and deferred inflows of resources at the close of the fiscal year by \$3,763,346 (net position).
- The District's governmental funds' assets exceeded its liabilities and deferred inflows of resources at the close of the fiscal year by \$1,421,205 (fund balance). Of this amount, \$1,024,954 (unassigned fund balance) may be used to meet the District's ongoing obligations.
- At the end of the fiscal year, the District's governmental funds reported an increase in fund balance of \$422,331 from the prior year fund balance.

OVERVIEW OF FINANCIAL STATEMENTS

The management's discussion and analysis is intended to serve as an introduction to the District's basic financial statements. The Arriba-Flagler Consolidated School District #20's basic financial statements are comprised of three components: 1) government-wide financial statements, 2) fund financial statements, 3) notes to basic financial statements.

Government-Wide Financial Statements

The government-wide financial statements provided are designed to supply the reader an overview of the District's financial activities similar to those statements used in the private sector. The government-wide statements relate to those activities directly related to the education of the students.

The statement of net position presents information on all of the District's assets and liabilities. The difference between the two is reported as net position. Changes in net position from year to year may be used as an indicator of the overall financial position of the District. Over time, changes in net position may serve as a useful indicator of whether the financial position of the District is improving or deteriorating.

The statement of activities presents the current fiscal year revenues and expenses to show how the net position of the district changed during the year. In the statement of activities, changes in net position are recorded when the event occurs. This could mean that information may be reported for revenues and expenses that will result in cash flow differences in future fiscal years.

The government-wide financial statements include all governmental activities.

Governmental activities: Most of the District's basic services are included here, such as instruction, supporting services, transportation, maintenance and operations, food services and administration. The School Finance Act of 1994, as amended, made up of property taxes and state equalization, finances most of these activities. This information is comprised of all of the following Arriba-Flagler Consolidated School District #20 funds – general fund (which includes preschool), food service fund, and capital reserve capital projects fund.

Fund Financial Statements

The fund financial statements provide detailed information about the District's funds, focusing on its most significant funds or "major" funds, not the District as a whole. Fund financial statements are designed to display compliance with finance-related legal requirements. A fund is a grouping of related accounts designed to keep control over resources segregated for specific activities or objectives. All the funds of the District are within one category: governmental funds.

Governmental Funds

Governmental funds account for the same functions reported as governmental activities in the government-wide financial statements. However, governmental fund financial statements emphasize short-term financial resources and fund balances (spendable resources available at the end of the fiscal year). Such information is used to evaluate the District's short-term financing requirements. Comparison of the governmental funds with the government-wide funds may allow the reader to better understand the long-term impact of the District's near-term financing decisions.

Notes to the financial statements

The notes provide additional information that is essential to a full understanding of the data provided in the government-wide and fund financial statements.

In addition to the financial statements and accompanying notes, this report also contains other supplemental information concerning the District's non-major governmental funds. The combining statements of the non-major governmental funds are presented after the notes to the basic financial statements.

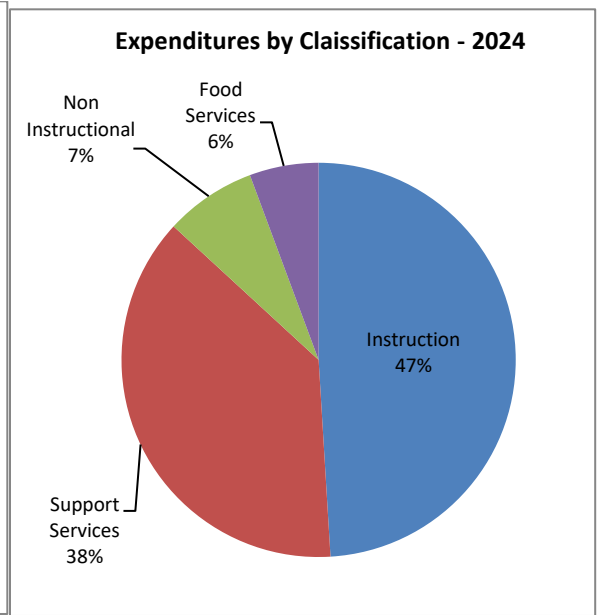
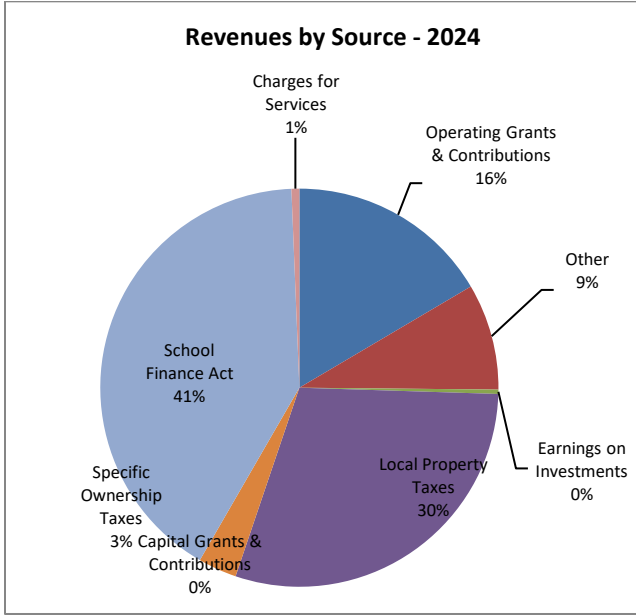
FINANCIAL ANALYSIS OF THE SCHOOL DISTRICT AS A WHOLE

The assets of the Arriba-Flagler Consolidated School District #20 are classified as current assets and capital assets. Cash, certificates of deposit, receivables, inventories, and prepaid expenditures are current assets. These assets are available to provide resources for the near-term operations of the District. Capital assets are used in the operations of the District. These assets include land, buildings, site improvements, equipment, and vehicles.

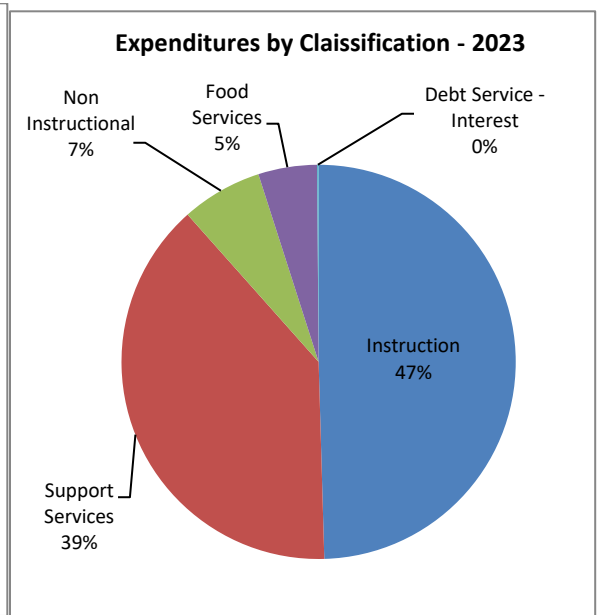
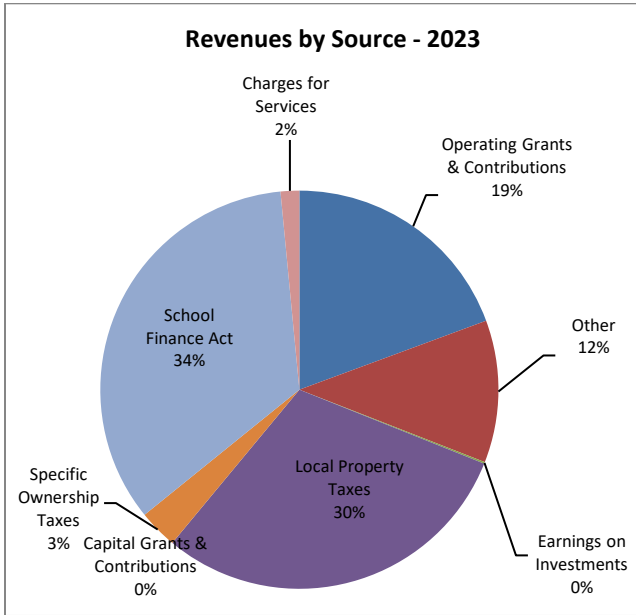
The following tables provide a summary of the District's net position (deficit) as of June 30, 2024 and 2023:

	Government-Wide Activities	
	2024	2023
Assets:		
Current Assets	\$ 1,613,909	\$ 1,296,502
Capital Assets	<u>6,830,911</u>	<u>7,089,243</u>
Total Assets	8,444,820	8,385,745
Deferred Outflows of Resources	<u>709,373</u>	<u>820,335</u>
Total Assets & Deferred Outflow of Resources	<u>\$ 9,154,193</u>	<u>\$ 9,206,080</u>
Liabilities:		
Current Liabilities	\$ 143,004	\$ 238,402
Noncurrent Liabilities	<u>4,377,316</u>	<u>3,745,677</u>
Total Liabilities	<u>4,520,320</u>	<u>3,984,079</u>
Deferred Inflows of Resources	<u>870,527</u>	<u>1,348,214</u>
Net Position (Deficit):		
Net Investment in Capital Assets	6,830,911	7,089,243
Restricted	133,471	118,216
Unrestricted	<u>(3,201,036)</u>	<u>(3,333,672)</u>
Total Net Position	<u>3,763,346</u>	<u>3,873,787</u>
Total Liabilities, Deferred Inflow of Resources & Net Position	<u>\$ 9,154,193</u>	<u>\$ 9,206,080</u>

Changes in Net Position
Governmental Activities - 2024



Governmental Activities - 2023



Changes in Net Position as of June 30, 2024 and 2023

Following is a summary of the District's change in net position for the years ending June 30, 2024 and 2023:

	Governmental Activities	
	2024	2023
Revenues		
Program Revenues:		
Charges for Services	\$ 24,051	\$ 58,733
Operating Grants & Contributions	621,576	751,200
Capital Grants & Contributions	-	-
General Revenues:		
Taxes:		
Property Taxes	1,117,414	1,161,825
Specific Ownership Taxes	118,160	122,730
School Finance Act	1,544,196	1,330,311
Earnings on Investments and Other	<u>338,302</u>	<u>453,367</u>
Total Revenues	<u>3,763,699</u>	<u>3,878,166</u>
Expenses		
Governmental Activities:		
Instruction	1,899,850	1,874,683
Support Services	1,464,541	1,471,523
Non Instructional	290,253	250,894
Food Service Operations	219,496	182,495
Debt Service – Interest	<u>-</u>	<u>4,548</u>
Total Expenses	<u>3,874,140</u>	<u>3,784,143</u>
Change in Net Position	(110,441)	94,023
Net Position – Beginning	<u>3,873,787</u>	<u>3,779,764</u>
Net Position – Ending	<u>\$ 3,763,346</u>	<u>\$ 3,873,787</u>

Governmental Activities

The primary source of operating revenue for school districts comes from the School Finance Act of 1994. Under this act, the District received \$1,544,196. In fiscal year 2023-2024, the funded pupil count is 153.8. Funding for the School Finance Act comes from property taxes, specific ownership taxes and state equalization. The District received approximately 34 percent of its funding from state equalization while the remaining amount comes from property taxes, specific ownership taxes and other revenue sources.

Governmental activities for the year ended June 30, 2024 decreased the Arriba-Flagler Consolidated School District #20's net position by \$110,441.

FINANCIAL ANALYSIS OF THE GOVERNMENT'S FUNDS

Governmental Funds

The focus of the District's governmental funds is to provide information on near-term inflows, outflows and balances of spendable resources. Such information is useful in assessing the District's financing requirements. In particular, unreserved fund balance may serve as a useful measure of Arriba-Flagler Consolidated School District #20's net resources available for spending at the end of the fiscal year.

The general fund is the major governmental fund of the Arriba-Flagler Consolidated School District #20. The general fund includes preschool activity. As of June 30, 2024, the general fund shows an ending fund balance of \$1,142,745 up from \$732,295 for the prior year.

GENERAL FUND BUDGETARY HIGHLIGHTS

The District's budget is prepared according to Colorado law and is based on accounting for certain transactions on a basis of cash receipts and disbursements. The most significant budgeted fund is the general fund.

- Actual revenues in the general fund were \$128,547 more than anticipated.
- The actual expenditures were \$971,840 under budget.
- The District must maintain a 3% emergency reserve as a part of the TABOR Amendment (Taxpayer Bill of Rights). On June 30, 2024, the District's TABOR reserve amounted to \$86,400.

CAPITAL ASSETS

The District's net investment in capital assets for its governmental activities as of June 30, 2024 amounts to \$6,830,911. This is a total cost of \$10,640,129 less accumulated depreciation of \$3,809,218. This net investment in capital assets includes land, buildings, site improvements, equipment, and vehicles all with an original cost greater than \$5,000. Additional information of the District's capital assets can be found in this report.

ECONOMIC FACTORS AND NEXT YEAR'S BUDGET

The budget for 2024-2025 will be comparable to the 2023-2024 budget. Any increase in revenues that the District may receive will be used to offset the increase in expenditures primarily related to retirement benefits, utilities, PERA increases, fuel costs and any other increase in general operations. The District has added a school counselor and a counseling program to the 2024-2025 budget. If these estimates are realized, the District's budgetary general fund balance is expected to increase by the close of 2025, because of the additional student count numbers.

Enrollment figures have shown an increase, and we will experience an increase in state funding. Special education costs have increased due to an increase of enrollment in special education students; and staff changes due to this increase may produce more instructional expenses. The Board of Education provided certified and classified staff raises this last year, as well as covered insurance premium increases. These increases in salaries and contributions to benefits allow the District to compensate at a level comparable to other nearby rural districts.

Currently our district is in a good financial position, with adequate reserves that would continue to assist the district in maintaining expenses if a sudden decrease in revenue were to occur. The General Fund's ending fund balance increased from \$732,295 in the prior year to \$1,142,745 in the current year mainly due to the decrease in expenses, increase in local tax revenues compared to the prior year and the increase in state equalization revenue.

Considering the change in enrollment, and, as we continue to access grants for capital upgrades, the district's financial position is expected to remain stable.

CONTACTING THE DISTRICT'S FINANCIAL MANAGEMENT

This financial report is designed to provide our citizens, taxpayers, customers, investors, and creditors with a general overview of the District's finances and to demonstrate the District's accountability for the money it receives. If you have questions about this report or need additional financial information, contact the Superintendent, Arriba-Flagler Consolidated School District #20, P.O. Box 218, Flagler, CO 80815.

BASIC FINANCIAL STATEMENTS

ARRIBA-FLAGLER CONSOLIDATED SCHOOL DISTRICT #20
FLAGLER, COLORADO

STATEMENT OF NET POSITION

JUNE 30, 2024

	GOVERNMENTAL ACTIVITIES	TOTAL
ASSETS		
CURRENT ASSETS		
Cash and Cash Equivalents	\$ 1,251,575	\$ 1,251,575
Certificates of Deposits	251,870	251,870
Receivables:		
Grants	39,498	39,498
Property Taxes	49,700	49,700
Due from Other Funds	15,701	15,701
Inventory	5,565	5,565
	<u>1,613,909</u>	<u>1,613,909</u>
TOTAL CURRENT ASSETS		
CAPITAL ASSETS		
Land	85,170	85,170
Buildings, Vehicles and Equipment, Net	6,745,741	6,745,741
	<u>6,830,911</u>	<u>6,830,911</u>
CAPITAL ASSETS NET OF DEPRECIATION		
	<u>8,444,820</u>	<u>8,444,820</u>
TOTAL ASSETS		
DEFERRED OUTFLOWS OF RESOURCES		
Pension Related Amounts	674,971	674,971
OPEB Related Amounts	34,402	34,402
	<u>709,373</u>	<u>709,373</u>
TOTAL DEFERRED OUTFLOWS OF RESOURCES		
LIABILITIES		
CURRENT LIABILITIES		
Accounts Payable	12,462	12,462
Accrued Salaries and Benefits	109,574	109,574
Due to Other Funds	15,701	15,701
Due to Other Entity	5,267	5,267
	<u>143,004</u>	<u>143,004</u>
TOTAL CURRENT LIABILITIES		
NONCURRENT LIABILITIES		
Compensated Absences - Due in More than One Year	22,564	22,564
Net Pension Liability	4,252,081	4,252,081
Net OPEB Liability	102,671	102,671
	<u>4,377,316</u>	<u>4,377,316</u>
TOTAL NONCURRENT LIABILITIES		
	<u>4,520,320</u>	<u>4,520,320</u>
TOTAL LIABILITIES		
DEFERRED INFLOWS OF RESOURCES		
Pension Related Amounts	640,034	640,034
OPEB Related Amounts	230,493	230,493
	<u>870,527</u>	<u>870,527</u>
TOTAL DEFERRED INFLOWS OF RESOURCES		
NET POSITION (DEFICIT)		
Net Investment in Capital Assets	6,830,911	6,830,911
Restricted for:		
TABOR Reserve	86,400	86,400
Universal Preschool Program	31,391	31,391
Food Service	15,680	15,680
Unrestricted	(3,201,036)	(3,201,036)
	<u>\$ 3,763,346</u>	<u>\$ 3,763,346</u>
TOTAL NET POSITION (DEFICIT)		

ARRIBA-FLAGLER CONSOLIDATED SCHOOL DISTRICT #20
FLAGLER, COLORADO

STATEMENT OF ACTIVITIES

YEAR ENDED JUNE 30, 2024

FUNCTIONS/PROGRAMS	EXPENSES	PROGRAM REVENUES			GOVERNMENTAL ACTIVITIES
		CHARGES FOR SERVICES	OPERATING GRANTS AND CONTRIBUTIONS	CAPITAL GRANTS AND CONTRIBUTIONS	
GOVERNMENTAL ACTIVITIES:					
Instruction	\$ 1,899,850	\$ -	\$ 426,540	\$ -	\$ (1,473,310)
Support Services	1,464,541	-	57,248	-	(1,407,293)
Non Instructional	290,253	-	-	-	(290,253)
Food Services	219,496	24,051	137,788	-	(57,657)
TOTAL GOVERNMENTAL ACTIVITIES	\$ 3,874,140	\$ 24,051	\$ 621,576	\$ -	(3,228,513)
GENERAL REVENUES					
					1,117,414
					118,160
					1,544,196
					13,257
					325,045
					3,118,072
					(110,441)
					3,873,787
					\$ 3,763,346

See Notes to Financial Statements

ARRIBA-FLAGLER CONSOLIDATED SCHOOL DISTRICT #20
FLAGLER, COLORADO

BALANCE SHEET

GOVERNMENTAL FUNDS

JUNE 30, 2024

	GENERAL	NON-MAJOR FUNDS	TOTAL GOVERNMENTAL FUNDS
ASSETS			
Cash and Cash Equivalents	\$ 988,711	\$ 262,864	\$ 1,251,575
Certificate of Deposits	251,870	-	251,870
Receivables			
Grants	39,498	-	39,498
Property Taxes	49,700	-	49,700
Due from Other Funds	-	15,701	15,701
Inventory	-	5,565	5,565
	\$ 1,329,779	\$ 284,130	\$ 1,613,909
LIABILITIES			
Accounts Payable	\$ 12,462	\$ -	\$ 12,462
Accrued Salaries and Benefits	103,904	5,670	109,574
Due to Other Funds	15,701	-	15,701
Due to Other Entity	5,267	-	5,267
Unearned Revenue	-	-	-
	137,334	5,670	143,004
DEFERRED INFLOWS OF RESOURCES			
Deferred Revenue - Property Taxes	49,700	-	49,700
FUND BALANCE			
Nonspendable	-	5,565	5,565
Restricted:			
TABOR Reserve	86,400	-	86,400
Universal Preschool Program	31,391	-	31,391
Food Services	-	15,680	15,680
Committed for Capital Projects	-	30,496	30,496
Assigned for Student Activities	-	226,719	226,719
Unassigned	1,024,954	-	1,024,954
	1,142,745	278,460	1,421,205
TOTAL LIABILITIES, DEFERRED INFLOWS AND FUND BALANCE	\$ 1,329,779	\$ 284,130	\$ 1,613,909

See Notes To Financial Statements

ARRIBA-FLAGLER CONSOLIDATED SCHOOL DISTRICT #20
FLAGLER, COLORADO

RECONCILIATION OF THE GOVERNMENTAL FUNDS BALANCE SHEET
TO THE STATEMENT OF NET POSITION

JUNE 30, 2024

AMOUNTS REPORTED FOR GOVERNMENTAL ACTIVITIES IN THE STATEMENT OF NET POSITION ARE DIFFERENT BECAUSE:

Governmental Funds Total Fund Balances		\$ 1,421,205
Unearned property tax revenue. Revenues that do not provide current financial resources are deferred on the governmental fund financial statements but recognized on the government wide financial statements.		49,700
Capital assets used in governmental funds are not considered current financial resources and, therefore, not reported in the governmental funds.		10,640,129
Accumulated depreciation is not recognized in the governmental funds because capital assets are expensed at the time of acquisition.		(3,809,218)
Long-term liabilities are not due and payable in the current period and therefore are not reported as liabilities in the funds. Long-term liabilities at year end consist of:		
Compensated Absences	\$ (22,564)	
Net Pension Liability	(4,252,081)	
Deferred Outflows of Resources - Pension Related Amounts	674,971	
Deferred Inflows of Resources - Pension Related Amounts	(640,034)	
Net OPEB Liability	(102,671)	
Deferred Outflows of Resources - OPEB Related Amounts	34,402	
Deferred Inflows of Resources - OPEB Related Amounts	(230,493)	
		(4,538,470)
Governmental Activities Net Position (Deficit)		\$ 3,763,346

ARRIBA-FLAGLER CONSOLIDATED SCHOOL DISTRICT #20
FLAGLER, COLORADO

COMBINED STATEMENT OF REVENUES, EXPENDITURES AND CHANGES IN FUND BALANCES

GOVERNMENTAL FUNDS

YEAR ENDED JUNE 30, 2024

	GENERAL	NON-MAJOR FUNDS	TOTAL GOVERNMENTAL FUNDS
REVENUES			
Local Sources	\$ 1,284,056	\$ 328,244	\$ 1,612,300
State Sources	1,934,112	54,420	1,988,532
Federal Sources	82,822	83,368	166,190
	3,300,990	466,032	3,767,022
EXPENDITURES			
Instruction	1,554,108	-	1,554,108
Support Services	1,323,004	-	1,323,004
Food Service Operations	-	177,326	177,326
Student Activities	-	290,253	290,253
	2,877,112	467,579	3,344,691
REVENUES OVER (UNDER) EXPENDITURES	423,878	(1,547)	422,331
OTHER FINANCING SOURCES (USES)			
Transfers In (Out)	(13,428)	13,428	-
NET CHANGE IN FUND BALANCE	410,450	11,881	422,331
FUND BALANCE JULY 1	732,295	266,579	998,874
FUND BALANCE JUNE 30	\$ 1,142,745	\$ 278,460	\$ 1,421,205

ARRIBA-FLAGLER CONSOLIDATED SCHOOL DISTRICT #20
FLAGLER, COLORADO

RECONCILIATION OF THE STATEMENT OF REVENUES, EXPENDITURES
AND CHANGES IN FUND BALANCES OF GOVERNMENTAL FUNDS TO
THE STATEMENT OF ACTIVITIES

YEAR ENDED JUNE 30, 2024

AMOUNTS REPORTED FOR GOVERNMENTAL ACTIVITIES IN THE STATEMENT OF ACTIVITIES
ARE DIFFERENT BECAUSE:

Governmental Funds Changes in Fund Balances	\$	422,331
<p>Unearned property tax revenue. Revenues that do not provide current financial resources are deferred on the governmental fund statements but recognized on the government - wide financial statements.</p>		
		(3,600)
<p>Governmental funds report capital outlays as expenditures. In the statement of activities the cost of those assets is allocated over their estimated useful lives and reported as depreciation. This is the amount by which capital outlays differ from depreciation in the current period.</p>		
Capital Outlay	\$	-
Depreciation Expense		(258,332)
		(258,332)
<p>Payments which reflect costs applicable to future accounting periods require the use of current financial resources and therefore are reported as expenditures in governmental funds.</p>		
Prepaid Expenses		(5,926)
<p>In the statement of activities, certain operating expenses are measured by the amounts earned during the year. In the governmental funds, however, expenditures for these items are measured by the amount of financial resources used or due (essentially, the amounts actually paid). This amount represents the net effect of compensated absences and pension/OPEB related amounts on the statement of activities.</p>		
Compensated Absences	\$	117
Pension Related Amounts		(246,765)
OPEB Related Amounts		(18,266)
		(264,914)
Governmental Activities Change in Net Position	\$	(110,441)

NOTES TO BASIC FINANCIAL STATEMENTS

ARRIBA-FLAGLER CONSOLIDATED SCHOOL DISTRICT #20
FLAGLER, COLORADO

NOTES TO FINANCIAL STATEMENTS

NOTE - 1 SUMMARY OF SIGNIFICANT ACCOUNTING POLICIES

The Arriba-Flagler Consolidated School District #20 (the "District") is governed by an elected five-member Board of Education. The District was formed pursuant to a majority vote of the residents of Arriba-Flagler School District R-1, Flagler, Colorado and Lincoln County School District RE-31, Arriba, Colorado. The District was formed as of August 22, 1984.

The District is the lowest level of government, which is considered to be financially accountable over all activities related to public school education in Flagler, Colorado. The District receives funding from local, state, and federal government sources and must comply with the requirements of these funding source entities. The Board of Education members are elected by the public and have decision-making authority, the power to designate management, the ability to significantly influence operations, and primary accountability for fiscal matters.

The accounting policies of the District conform to generally accepted accounting principles, as applicable to governmental units. The Governmental Accounting Standards Board (GASB) is responsible for establishing GAAP for state and local governments through its pronouncements (Statements and Interpretations). The following is a summary of the District's significant accounting policies.

REPORTING ENTITY

Governmental Accounting Standards Board (GASB) Statement No. 14 (as amended by Statements No. 34, No. 39 and No. 61), "*The Financial Reporting Entity*" (GASB No. 14) describes the financial reporting entity as it relates to governmental accounting. According to this Statement, the financial reporting entity consists of a.) the primary government, b.) organizations for which the primary government is financially accountable, and c.) other organizations whose exclusion from the reporting entity's financial statements would cause those statements to be misleading or incomplete. Any organizations that can be described by these last two items are included with the primary government in the financial statements as component units.

The District is not included in any other governmental "reporting entity" as defined in GASB No. 14 and amended by GASB No. 39 and GASB No. 61. As required by accounting principles generally accepted in the United States of America, these basic financial statements present the District (the primary government) and its component units, if applicable.

Jointly Governed Organizations

Not reflected in the accompanying financial statements is the District's participation in the East Central Board of Cooperative Educational Services (BOCES). The BOCES is an organization that provides member districts educational services at a shared lower cost per district.

The District in conjunction with other local school districts has created a Board of Cooperative Educational Services. The Board is composed of one member from each of the participating school districts. The Board has final authority for all budgeting and financing of the joint venture. The BOCES is not included as a component unit of the District as the financial responsibility is minimal, there is no financial interdependency, the District does not have the ability to significantly influence the operations of the BOCES and the District is not accountable for fiscal matters of the BOCES.

Each member pays a membership fee and then contributes additional monies in the relationship their student enrollment is to the total enrollment of all the members. The District has paid \$99,420 to BOCES during the fiscal year in exchange for services. Complete financial statements may be obtained by writing to: East Central BOCES, 820 2nd Street, P.O. Box 910, Limon, CO 80828-0910.

GOVERNMENT-WIDE AND FUND FINANCIAL STATEMENTS

The government-wide financial statements (the statement of net position and the statement of activities) report information on all of the non-fiduciary activities of the District. For the most part, the effect of inter-fund activity has been removed from these statements. Governmental activities are normally supported by taxes and intergovernmental revenues.

ARRIBA-FLAGLER CONSOLIDATED SCHOOL DISTRICT #20
FLAGLER, COLORADO

NOTES TO FINANCIAL STATEMENTS

NOTE - 1 SUMMARY OF SIGNIFICANT ACCOUNTING POLICIES (Continued)

The statement of activities demonstrates the degree to which the direct expenses of a given function or segment is offset by program revenues. Direct expenses are those that are clearly identifiable with a specific function. Program revenues include 1) charges to customers or applicants who purchase, use, or directly benefit from goods, services, or privileges provided by a given function and 2) grants and contributions that are restricted to meeting the operational or capital requirements of a particular function. Taxes and other items not properly included among program revenues are reported instead as general revenues.

Separate financial statements are provided for governmental funds. The General Fund is the only major individual governmental fund.

MEASUREMENT FOCUS, BASIS OF ACCOUNTING AND FINANCIAL STATEMENT PRESENTATION

The accounting and financial reporting treatment applied to a fund is determined by its measurement focus. The government-wide financial statements are presented using the economic resources measurement focus and the accrual basis of accounting. Revenues are recorded when earned and expenses are recorded when a liability is incurred, regardless of the timing of the related cash flows. Property taxes are recognized as revenues in the year for which they are levied. Grants and similar items are recognized as revenue as soon as all eligibility requirements imposed by the provider have been met.

As a general rule, the effect of inter-fund activity has been eliminated from the government-wide financial statements.

Governmental fund financial statements are reported using the current financial resources measurement focus and the modified accrual basis of accounting. With this measurement focus, operating statements present increases and decreases in net current assets and unassigned fund balance as a measure of available spendable resources. This means that only current liabilities are generally included on their balance sheets.

Amounts reported as program revenues included 1.) charges to customers or applicants for goods, services or privileges provided, 2.) operating grants and contributions, and 3.) capital grants and contributions, including special assessments. Internally dedicated resources are reported as general revenues rather than as program revenues. Likewise, general revenues include all taxes.

All governmental fund types use the modified accrual basis of accounting. Revenues are recognized as soon as they are both measurable and available. "Measurable" means the amount of the transaction can be determined and "available" means collectible within the current period, or soon enough thereafter, to pay liabilities of the current period. Revenues are considered to be available if collected within 60 days after year-end.

Property taxes are reported as receivables and deferred revenue when levied and as revenues when due for collection in the following year and determined to be available.

Grants and entitlement revenues are recognized when compliance with matching requirements is met. A receivable is established when the related expenditures exceed revenue receipts and a deferred revenue/unearned revenue exists when assets have been recognized, but the related revenue has not been recognized, since the assets are not collected within the current period.

Expenditures are recorded when the related fund liability is incurred with the exception of debt service expenditures, which is recognized when due, and certain accrued sick and personal pay which are accounted for as expenditures when expected to be liquidated with expendable available financial resources.

Certain activity occurs during the year involving transfers of resources between funds. In fund financial statements these amounts are reported at gross amounts as transfers in/out. While reported in fund financial statements, certain eliminations are made in the preparation of the government-wide financial statements. Transfers between the funds included in governmental activities are eliminated so that only the net amount is included as transfers in the governmental activities column.

ARRIBA-FLAGLER CONSOLIDATED SCHOOL DISTRICT #20
FLAGLER, COLORADO

NOTES TO FINANCIAL STATEMENTS

NOTE - 1 SUMMARY OF SIGNIFICANT ACCOUNTING POLICIES (Continued)

Fund Accounting

The accounts of the District are organized on the basis of funds, each of which is considered a separate accounting entity. The operations of each fund are accounted for with a separate set of self-balancing accounts that comprise its assets, liabilities, fund equity, revenues and expenditures, or expenses, as appropriate. The District's resources are allocated to and accounted for in individual funds based upon the purposes for which they are to be spent and the means by which spending activities are controlled. The major fund presented in the accompanying basic financial statements is as follows:

Major Governmental Fund:

General Fund - The general fund is the general operating fund of the District; used to account for all resources that are not legally or by sound financial management to be accounted for in another fund. Activities relating to preschool are included in the General Fund.

Additionally, the District reports the following fund types:

Special Revenue Funds:

Food Services Fund – Accounts for all financial activities associated with the District's school breakfast and lunch programs.

Student Activity Fund – Is used to account for various student activity groups and contributions from private organizations

Capital Projects Fund:

Capital Reserve Capital Projects Fund – Is used to account for the activity related to the acquisition of sites, buildings, equipment, and vehicles of the District.

Cash, Cash Equivalents and Investments

The District's cash, cash equivalents and investments represent amounts on deposit with financial institutions or held by the District. The District's cash, cash equivalents and investments are considered to be cash on hand, demand deposits and short-term investments with original maturities of three months or less from the date of acquisition.

The District is allowed to invest in the following types of investments: short-term certificates of deposit, repurchase agreements, money market deposit accounts, mutual funds, government pools, and U.S. Treasury Obligations. All other securities are recorded at fair value. It is the intention of investing to maximize interest income, and securities are selected according to their risk, marketability and diversification.

Receivables

During the course of operations, numerous transactions occur between individual funds for goods provided or services rendered. In the fund financial statements, these receivables and payables are classified as "due from other funds" or "due to other funds" on the balance sheet.

Intergovernmental receivables include amounts due from grantors for specific program grants. Program grants are recorded as receivables and revenues at the time reimbursable project costs are incurred. Property taxes levied in fiscal year 2024, but not collected until fiscal year 2025, are identified as property taxes receivable.

Inventories

Inventories recorded in the Food Service Fund, as applicable, consist of purchased and donated commodities. Purchased inventories are stated at cost using the first-in first-out method of determining cost. Donated inventories, received at no cost under a program supported by the Federal Government, are recorded at their estimated fair value at the date of receipt. The cost of all inventories is recorded as an asset when the individual inventory items are purchased and as an expenditure or expense when consumed.

ARRIBA-FLAGLER CONSOLIDATED SCHOOL DISTRICT #20
FLAGLER, COLORADO

NOTES TO FINANCIAL STATEMENTS

NOTE - 1 SUMMARY OF SIGNIFICANT ACCOUNTING POLICIES (Continued)

Capital Assets

Capital assets, which include property, vehicles and equipment, are utilized for general District operations and are capitalized at actual or estimated cost. Donations of such assets are recorded at estimated fair value at the time of donation. Capital assets are reported in the governmental activities column in the government-wide financial statements.

Maintenance, repairs, and minor renovations are recorded as expenditures when incurred. Major additions and improvements are capitalized. When assets used in the operation of the governmental fund types are sold, the proceeds of the sale are recorded as revenues in the appropriate fund. The District does not capitalize interest on the construction of capital assets.

The monetary threshold for capitalization of assets is \$5,000. The District's capital assets are depreciated using the straight-line method over the estimated useful lives of the fixed assets. Estimated useful lives are:

	<u>Years</u>
Vehicles	7-10
Equipment	5-20
Buildings	10-50
Site Improvements	10-30

The District does not have any infrastructure assets.

Liabilities

In the government-wide financial statements, long-term debt and other long-term obligations are reported as liabilities in the applicable government activities statement of net position. The District records long-term debt of governmental funds at the face value.

Compensated Absences

Employees are allowed 10 days per year, two of which may be personal, and 3 may be professional. Six (6) days may be accumulated per year to a maximum of 90 days. Employees who retire with years of service between 15 and 19 years will be entitled to be paid out at a rate of \$65 per day, those who retire with years of service between 20 and 29 years will be paid out at a rate of \$75 per day, and those who retire with more than 30 years of service will be paid out at a rate of \$85 per day. These amounts will be paid at 1/3 each year for 3 years on June 15 of the year of retirement and the subsequent two years. As of June 30, 2024, compensated absences were \$22,564.

In accordance with the governmental accounting standards, the District has recorded the accrued liability for vacation and sick pay in the accompanying district wide financial statements. The amounts are accrued as expenses when incurred in the funds of the District.

Long-term Obligations

In the government-wide financial statements, long-term debt and other long-term obligations are reported as liabilities in the applicable governmental activities of net position. Net pension liability and Net OPEB liability, associated with the School Division Trust Fund (SCHDTF) and Health Care Trust Fund (HCTF) administered by PERA, represent the District's proportionate share of total pension/OPEB liabilities less the fiduciary net position. Amounts have been determined using the economic resources measurement focus and the accrual basis of accounting.

For this purpose, benefit payments (including refunds of employee contributions) are recognized when due and payable in accordance with the benefit terms. Pension related deferred outflows and inflows are reported as such and will be recognized in the collective pension expense in subsequent years. The employer portions of contributions made to the SCHDTF and HCTF are reported as benefit expenditures in the current period.

ARRIBA-FLAGLER CONSOLIDATED SCHOOL DISTRICT #20
FLAGLER, COLORADO

NOTES TO FINANCIAL STATEMENTS

NOTE - 1 SUMMARY OF SIGNIFICANT ACCOUNTING POLICIES (Continued)

Unearned Revenue

Unearned revenues represent assets received (measurable) but not yet earned. In the statement of net position, unearned revenues represent grant funds received, but not yet earned as the related service has not yet been provided.

Deferred Revenue

Although certain revenues are measurable, they are not available. Available means collected within the current period or expected to be collected soon enough thereafter to be used to pay liabilities of the current period. Deferred revenue in the governmental funds represents the amount of assets that have been recognized, but the related revenue has not been recognized since the assets are not collected within the current period, or in the case of property taxes, levied for a future period. Deferred revenue consists of the succeeding year's property taxes.

Deferred Outflows of Resources

In addition to assets, the statement of financial position will sometimes report a separate section for deferred outflows of resources. This separate financial statement element, deferred outflows of resources, represents a consumption of net position that applies to a future period(s) and so will not be recognized as an outflow of resources (expense/expenditure) until then. The District has two items that qualify for reporting in this category which is for pension and OPEB related amounts.

Pension Related - Amounts reported as deferred outflows of resources include the following:

Difference Between Expected and Actual Experience	\$ 201,629
Changes of Assumptions or Other Inputs	-
Net Difference Between Projected and Actual Investment	
Earnings on Pension Plan Investments	319,940
Contributions Made Subsequent to the Measurement Date	<u>153,402</u>
Total Pension Related Deferred Outflows	<u>\$ 674,971</u>

More information on pension related items is included in Note 7.

OPEB Related - Amounts reported as deferred outflows of resources include the following:

Difference Between Expected and Actual Experience	\$ -
Changes of Assumptions or Other Inputs	1,207
Net Difference Between Projected and Actual Investment	
Earnings on Pension Plan Investments	25,517
Contributions Made Subsequent to the Measurement Date	<u>7,678</u>
Total OPEB Related Deferred Outflows	<u>\$ 34,402</u>

More information on OPEB related items is included in Note 9.

Deferred Inflows of Resources

In addition to liabilities, the statement of financial position and balance sheet will sometimes report a separate section for deferred inflows of resources. This separate financial statement element, deferred inflows of resources, represents an acquisition of net position that applies to a future period(s) and so will not be recognized as an inflow of resources (revenue) until that time. The District has three items reported in this category.

Property Taxes - The item, property taxes levied for subsequent years, arises only under a modified accrual basis of accounting. The governmental funds report unavailable revenues from property taxes. These amounts are deferred and recognized as an inflow of resources in the period that the amounts become available. Property tax revenue is considered a deferred inflow of resources in the year the taxes are levied and measurable, and are recognized as an inflow of resources in the period they are collected.

ARRIBA-FLAGLER CONSOLIDATED SCHOOL DISTRICT #20
FLAGLER, COLORADO

NOTES TO FINANCIAL STATEMENTS

NOTE - 1 SUMMARY OF SIGNIFICANT ACCOUNTING POLICIES (Continued)

Deferred Inflows of Resources (Continued)

Pension Related - Amounts reported as deferred inflows of resources include the following:

Difference Between Expected and Actual Experience	\$ -
Changes of Assumptions or Other Inputs	-
Net Difference Between Projected and Actual Investment	
Earnings on Pension Plan Investments	<u>(640,034)</u>
Total Pension Related Deferred Inflows	<u>\$ (640,034)</u>

More information on pension related items is included in Note 7.

OPEB Related - Amounts reported as deferred inflows of resources include the following:

Difference Between Expected and Actual Experience	\$ (21,973)
Changes of Assumptions or Other Inputs	(10,887)
Net Difference Between Projected and Actual Investment	
Earnings on Pension Plan Investments	<u>(197,633)</u>
Total OPEB Related Deferred Inflows	<u>\$ (230,493)</u>

More information on OPEB related items is included in Note 9.

Fund Balance

In the government-wide and fund financial statements, net position and fund balances are restricted when constraints placed on the use of resources are externally imposed. GASB Statement Number 54, "*Fund Balance Reporting and Governmental Fund Type Definitions*", is intended to improve the usefulness of information provided to financial report users about fund balance by providing clearer, more structured fund balance classifications and by clarifying the definitions of existing governmental fund types. As a result, fund balances are reported in classifications based on the extent to which the District is bound to honor constraints for the specific purposes on which amounts in the fund can be spent.

The following classifications describe the relative strength of the spending constraints placed on the purposes for which the resources can be used:

Nonspendable fund balance - amounts that are not in spendable form (such as inventory) or required to be maintained intact;

Restricted fund balance - amounts constrained to specific purposes by their providers (such as grantors, bondholders, and higher levels of government), through constitutional provisions, or by enabling legislation;

Committed fund balance - amounts constrained to specific purposes by a government itself, using its highest level of decision-making authority; to be reported as committed, amounts cannot be used for any other purpose unless the government takes the same highest-level action to remove or change the constraint;

Assigned fund balance - amounts a government intends to use for a specific purpose; intent can be expressed by the governing body or by an official or body to which the governing body delegates the authority;

Unassigned fund balance - amounts that are available for any purpose; positive amounts are reported only in the General Fund.

The Board of Education establishes (and modifies or rescinds) fund balance commitments by passage of a resolution. This is typically done through adoption and amendment of the budget. Assigned fund balance is established through the adoption or amendment of the budget as intended for specific purposes.

When both restricted and unrestricted resources are available in governmental funds, the District applies expenditures against restricted fund balance first, and followed by committed fund balance, assigned fund balance and unassigned fund balance.

ARRIBA-FLAGLER CONSOLIDATED SCHOOL DISTRICT #20
FLAGLER, COLORADO

NOTES TO FINANCIAL STATEMENTS

NOTE - 1 SUMMARY OF SIGNIFICANT ACCOUNTING POLICIES (Continued)

Fund Balance (Continued)

Universal Preschool Program – This reserve of fund balance is the amount of unused fund balance from the Universal Preschool Program activity which is accounted for in the General Fund. The Program’s main objective is to provide high quality early education support to children in the year(s) before they are eligible for kindergarten and qualifying 3-year-olds.

Budgetary Information

Expenditures may not legally exceed appropriations at the fund level. For the year ended June 30, 2024, the Food Service Special Revenue Fund’s expenditures exceeded appropriations.

Estimates

The preparation of financial statements in conformity with accounting principles generally accepted in the United States of America requires management to make estimates and assumptions that affect reported amounts and disclosures. Accordingly, actual results could differ from those estimates.

NOTE - 2 DEPOSITS AND INVESTMENTS

Deposits

The District’s investment policies are approved by the Board of Education and governed by Colorado statute. The Colorado Public Deposit Protection Act, (PDPA) requires that all units of local government deposit cash in eligible public depositories; state regulators determined eligibility. Amounts on deposit in excess of federal insurance levels must be collateralized. The eligible collateral is determined by the PDPA. PDPA allows the institution to create a single collateral pool for all public funds. The pool is to be maintained by another institution or held in trust for all the uninsured public deposits as a group. The market value of the collateral must be at least equal to the aggregate uninsured deposits.

Custodial Credit Risk - Deposits. Custodial credit risk is the risk that in the event of a bank failure, the District’s deposits may not be returned to it. The District does not have a deposit policy for custodial credit risk. As of June 30, 2024, \$1,267,311 of the District’s bank balance of \$1,517,311 was exposed to custodial credit risk. Deposits exposed to credit risk are collateralized with securities held by the pledging financial institution through PDPA.

At June 30, 2024, the District’s bank balance and corresponding carrying balance were as follows:

	Carrying Balance	Bank Balance
Insured (FDIC)	\$ 250,000	\$ 250,000
Uninsured, Collateralized under the Public Deposit Protection Act	1,196,751	1,267,311
Cash with Trustee	56,494	-
Cash on Hand	200	-
	\$ 1,503,445	\$ 1,517,311

The carrying amount is reflected in the accompanying financial statements as follows:

Governmental Activities – Cash & Cash Equivalents	\$ 1,251,575
Governmental Activities – Certificate of Deposits	251,870
	\$ 1,503,445

Interest Rate Risk - The District does not have a formal investment policy that limits investment maturities as a means of managing its exposure to fair value loss resulting from increasing interest rates. Specifically, all securities are limited to a maximum maturity of five years from the date of purchase unless the governing body authorizes a longer period.

ARRIBA-FLAGLER CONSOLIDATED SCHOOL DISTRICT #20
FLAGLER, COLORADO

NOTES TO FINANCIAL STATEMENTS

NOTE - 2 DEPOSITS AND INVESTMENTS (Continued)

Concentration of Credit Risk – The District does not have a formal policy restricting the amount that can be invested in any issuer.

NOTE - 3 PROPERTY TAXES

Property taxes are levied on December 15 and attach as a lien on property the following January 1. They are payable in full by April 30 or in two equal installments due February 28 and June 15. The County bills and collects property taxes for all taxing districts in the County. The property tax receipts collected by the County are remitted to the District in the subsequent month. Property taxes that are uncollected at the end of the fiscal year are expected to be utilized as a financing source in the following fiscal year and are reported as receivable and deferred revenue.

NOTE - 4 CAPITAL ASSETS

A summary of changes in capital assets is as follows:

	<u>Balances June 30, 2023</u>	<u>Additions</u>	<u>Deletions</u>	<u>Balances June 30, 2024</u>
<u>Governmental Activities:</u>				
Non-Depreciable Assets:				
Land	\$ 85,170	\$ -	\$ -	\$ 85,170
Construction in Process	<u>-</u>	<u>-</u>	<u>-</u>	<u>-</u>
Total Non-Depreciable Assets	<u>85,170</u>	<u>-</u>	<u>-</u>	<u>85,170</u>
Depreciable Assets:				
Site Improvements	223,395	-	-	223,395
Buildings	9,152,584	-	-	9,152,584
Equipment	683,761	-	-	683,761
Vehicles	<u>495,219</u>	<u>-</u>	<u>-</u>	<u>495,219</u>
Total Depreciable Assets	<u>10,554,959</u>	<u>-</u>	<u>-</u>	<u>10,554,959</u>
Less Accumulated Depreciation for:				
Site Improvements	(150,770)	(7,430)	-	(158,200)
Buildings	(2,478,084)	(194,484)	-	(2,672,568)
Equipment	(524,996)	(32,065)	-	(557,061)
Vehicles	<u>(397,036)</u>	<u>(24,353)</u>	<u>-</u>	<u>(421,389)</u>
Total Accumulated Depreciation	<u>(3,550,886)</u>	<u>(258,332)</u>	<u>-</u>	<u>(3,809,218)</u>
Total Capital Assets Net	<u>\$ 7,089,243</u>	<u>\$ (258,332)</u>	<u>\$ -</u>	<u>\$ 6,830,911</u>

Depreciation expense was charged to functions/programs of the primary government as follows:

Governmental Activities:	
Instruction	\$ 228,317
Support Services	24,353
Food Service Operations	<u>5,662</u>
Total Depreciation Expense – Governmental Activities	<u>\$ 258,332</u>

ARRIBA-FLAGLER CONSOLIDATED SCHOOL DISTRICT #20
FLAGLER, COLORADO

NOTES TO FINANCIAL STATEMENTS

NOTE - 5 ACCRUED SALARIES AND EMPLOYEE BENEFITS

Salaries and retirement benefits of certain contractually employed personnel are paid over a twelve-month period from September to August, but are earned during a school year of approximately nine to ten months. The salaries and benefits earned, but unpaid, at June 30, 2024, was \$109,574. Accordingly, the accrued salaries and benefits is reflected as a liability in the accompanying financial statements of the General Fund for \$103,904 and the Food Service Fund for \$5,670.

NOTE - 6 CHANGES IN LONG-TERM OBLIGATIONS

The following is a summary of long-term obligation transactions of the District for the year ended June 30, 2024:

	Balance June 30, 2023	Additions	Deletions	Balance June 30, 2024
<u>Governmental Activities:</u>				
Compensated Absences	\$ 22,681	\$ -	\$ (117)	\$ 22,564
Net Pension Liability	3,600,316	1,057,748	(405,983)	4,252,081
Net OPEB Liability	<u>122,680</u>	<u>52,260</u>	<u>(72,269)</u>	<u>102,671</u>
Total	<u>\$ 3,745,677</u>	<u>\$ 1,110,008</u>	<u>\$ (478,369)</u>	<u>\$ 4,377,316</u>

The compensated absences will be liquidated with resources of the general fund.

NOTE - 7 DEFINED BENEFIT PENSION PLAN

Summary of Significant Accounting Policies

Pensions. Arriba-Flagler Consolidated School District #20 participates in the School Division Trust Fund (SCHDTF), a cost-sharing multiple-employer defined benefit pension plan administered by the Public Employees' Retirement Association of Colorado (PERA). The net pension liability, deferred outflows of resources and deferred inflows of resources related to pensions, pension expense, information about the fiduciary net position (FNP) and additions to/deductions from the FNP of the SCHDTF have been determined using the economic resources measurement focus and the accrual basis of accounting. For this purpose, benefit payments (including refunds of employee contributions) are recognized when due and payable in accordance with the benefit terms. Investments are reported at fair value.

General Information about the Pension Plan

Plan description. Eligible employees of the Arriba-Flagler Consolidated School District #20 are provided with pensions through the SCHDTF—a cost-sharing multiple-employer defined benefit pension plan administered by PERA. Plan benefits are specified in Title 24, Article 51 of the Colorado Revised Statutes (C.R.S.), administrative rules set forth at 8 C.C.R. 1502-1, and applicable provisions of the federal Internal Revenue Code. Colorado State law provisions may be amended from time to time by the Colorado General Assembly. PERA issues a publicly available annual comprehensive financial report (ACFR) that can be obtained at www.copera.org/investments/pera-financial-reports.

Benefits provided as of December 31, 2023. PERA provides retirement, disability, and survivor benefits. Retirement benefits are determined by the amount of service credit earned and/or purchased, highest average salary, the benefit structure(s) under which the member retires, the benefit option selected at retirement, and age at retirement. Retirement eligibility is specified in tables set forth at C.R.S. § 24-51-602, 604, 1713, and 1714.

The lifetime retirement benefit for all eligible retiring employees under the PERA benefit structure is the greater of the:

- Highest average salary multiplied by 2.5% and then multiplied by years of service credit.
- The value of the retiring employee's member contribution account plus a 100% match on eligible amounts as of the retirement date. This amount is then annuitized into a monthly benefit based on life expectancy and other actuarial factors.

ARRIBA-FLAGLER CONSOLIDATED SCHOOL DISTRICT #20
FLAGLER, COLORADO

NOTES TO FINANCIAL STATEMENTS

NOTE - 7 DEFINED BENEFIT PENSION PLAN (Continued)

The lifetime retirement benefit for all eligible retiring employees under the Denver Public Schools (DPS) benefit structure is the greater of the:

- Highest average salary multiplied by 2.5% and then multiplied by years of service credit.
- \$15 times the first 10 years of service credit plus \$20 times the service credit over 10 years plus a monthly amount equal to the annuitized member contribution account balance based on life expectancy and other actuarial factors.

In all cases the service retirement benefit is limited to 100% of highest average salary and cannot exceed the maximum benefit allowed by federal Internal Revenue Code.

Members may elect to withdraw their member contribution accounts upon termination of employment with all PERA employers; waiving rights to any lifetime retirement benefits earned. If eligible, the member may receive a match of either 50% or 100% on eligible amounts depending on when contributions were remitted to PERA, the date employment was terminated, whether 5 years of service credit has been obtained and the benefit structure under which contributions were made.

Upon meeting certain criteria, benefit recipients who elect to receive a lifetime retirement benefit generally receive post-retirement cost-of-living adjustments, referred to as annual increases in the C.R.S. Subject to the automatic adjustment provision (AAP) under C.R.S. § 24-51-413, eligible benefit recipients under the PERA benefit structure who began membership before January 1, 2007, and all eligible benefit recipients of the DPS benefit structure will receive the maximum annual increase (AI) or AI cap of 1.00% unless adjusted by the AAP. Eligible benefit recipients under the PERA benefit structure who began membership on or after January 1, 2007, will receive the lesser of an annual increase of the 1.00% AI cap or the average increase of the Consumer Price Index for Urban Wage Earners and Clerical Workers for the prior calendar year, not to exceed a determined increase that would exhaust 10% of PERA's Annual Increase Reserve (AIR) for the SCHDTF. The AAP may raise or lower the aforementioned AI cap by up to 0.25% based on the parameters specified in C.R.S. § 24-51-413.

Disability benefits are available for eligible employees once they reach five years of earned service credit and are determined to meet the definition of disability. The disability benefit amount is based on the lifetime retirement benefit formula(s) shown above considering a minimum 20 years of service credit, if deemed disabled.

Survivor benefits are determined by several factors, which include the amount of earned service credit, highest average salary of the deceased, the benefit structure(s) under which service credit was obtained, and the qualified survivor(s) who will receive the benefits.

Contributions provisions as of June 30, 2024: Eligible employees of, Arriba-Flagler Consolidated School District #20 and the State are required to contribute to the SCHDTF at a rate set by Colorado statute. The contribution requirements for the SCHDTF are established under C.R.S. § 24-51-401, *et seq.* and § 24-51-413. Eligible employees are required to contribute 11.00% of their PERA-includable salary during the period of July 1, 2023 through June 30, 2024. Employer contribution requirements are summarized in the table below:

	July 1, 2023 Through June 30, 2024
Employer contribution rate	11.40%
Amount of employer contribution apportioned to the Health Care Trust Fund as specified in C.R.S. § 24-51-208(1)(f)	(1.02%)
Amount apportioned to the SCHDTF	10.38%
Amortization Equalization Disbursement (AED) as specified in C.R.S. § 24-51-411	4.50%
Supplemental Amortization Equalization Disbursement (SAED) as specified in C.R.S. § 24-51-411	5.50%
Total employer contribution rate to the SCHDTF	20.38%

*Contribution rates for the SCHDTF are expressed as a percentage of salary as defined in C.R.S. § 24-51-101(42).

ARRIBA-FLAGLER CONSOLIDATED SCHOOL DISTRICT #20
FLAGLER, COLORADO

NOTES TO FINANCIAL STATEMENTS

NOTE - 7 DEFINED BENEFIT PENSION PLAN (Continued)

Employer contributions are recognized by the SCHDTF in the period in which the compensation becomes payable to the member and the Arriba-Flagler Consolidated School District #20 is statutorily committed to pay the contributions to the SCHDTF. Employer contributions recognized by the SCHDTF from Arriba-Flagler Consolidated School District #20 were \$315,026 for the year ended June 30, 2024.

For purposes of GASB 68 paragraph 15, a circumstance exists in which a nonemployer contributing entity is legally responsible for making contributions to the SCHDTF and is considered to meet the definition of a special funding situation. As specified in C.R.S. § 24-51-414, the State is required to contribute a \$225 million direct distribution each year to PERA starting on July 1, 2018. A portion of the direct distribution payment is allocated to the SCHDTF based on the proportionate amount of annual payroll of the SCHDTF to the total annual payroll of the SCHDTF, State Division Trust Fund, Judicial Division Trust Fund, and Denver Public Schools Division Trust Fund. The direct distribution from the State was suspended in 2020. To compensate PERA for the suspension, C.R.S. §§ 24-51-414(6-8) required restorative payment by providing an accelerated payment in 2022. In 2022, the State Treasurer issued payment for the direct distribution of \$225 million plus an additional amount of \$380 million. Due to the advanced payment made in 2022, the State reduced the distribution in 2023 to \$35 million. Additionally, the newly added C.R.S. § 24-51-414(9) providing compensatory payment of \$14.561 million for 2023 only.

Pension Liabilities, Pension Expense, and Deferred Outflows of Resources and Deferred Inflows of Resources Related to Pensions

The net pension liability for the SCHDTF was measured as of December 31, 2023, and the total pension liability (TPL) used to calculate the net pension liability was determined by an actuarial valuation as of December 31, 2022. Standard update procedures were used to roll-forward the TPL to December 31, 2023. The Arriba-Flagler Consolidated School District #20 proportion of the net pension liability was based on Arriba-Flagler Consolidated School District #20 contributions to the SCHDTF for the calendar year 2023 relative to the total contributions of participating employers and the State as a nonemployer contributing entity.

At June 30, 2024, the Arriba-Flagler Consolidated School District #20 reported a liability of \$4,252,081 for its proportionate share of the net pension liability that reflected a reduction for support from the State as a nonemployer contributing entity. The amount recognized by the Arriba-Flagler Consolidated School District #20 as its proportionate share of the net pension liability, the related support from the State as a nonemployer contributing entity, and the total portion of the net pension liability that was associated with Arriba-Flagler Consolidated School District #20 were as follows:

Arriba-Flagler Consolidated School District #20 proportionate share of the net pension liability	\$4,252,081
The State's proportionate share of the net pension liability as a nonemployer contributing entity associated with the Arriba-Flagler Consolidated School District #20	7,104
Total	\$4,259,185

At December 31, 2023, the Arriba-Flagler Consolidated School District #20 proportion was 0.0240%, which was an increase of 0.0043% from its proportion measured as of December 31, 2022.

For the year ended June 30, 2024, the Arriba-Flagler Consolidated School District #20 recognized pension expense of \$562,068 and revenue of \$7,104 for support from the State as a nonemployer contributing entity. At June 30, 2024, the Arriba-Flagler Consolidated School District #20 reported deferred outflows of resources and deferred inflows of resources related to pensions from the following sources:

ARRIBA-FLAGLER CONSOLIDATED SCHOOL DISTRICT #20
FLAGLER, COLORADO

NOTES TO FINANCIAL STATEMENTS

NOTE - 7 DEFINED BENEFIT PENSION PLAN (Continued)

	<u>Deferred Outflows of Resources</u>	<u>Deferred Inflows of Resources</u>
Difference between expected and actual experience	\$201,629	\$-
Changes of assumptions or other inputs	-	-
Net difference between projected and actual earnings on pension plan investments	319,940	(640,034)
Changes in proportion and differences between contributions recognized and proportionate share of contributions	-	-
Contributions subsequent to the measurement date	153,402	N/A
Total	\$674,971	\$(640,034)

\$153,402 reported as deferred outflows of resources related to pensions, resulting from contributions subsequent to the measurement date, will be recognized as a reduction of the net pension liability in the year ended June 30, 2025. Other amounts reported as deferred outflows of resources and deferred inflows of resources related to pensions will be recognized in pension expense as follows:

June 30, 2024	
2025	\$(6,694)
2026	(11,468)
2027	(68,581)
2028	(31,722)
2029	-
Thereafter	-

Actuarial assumptions. The TPL in the December 31, 2022, actuarial valuation was determined using the following actuarial cost method, actuarial assumptions, and other inputs:

Actuarial cost method	Entry age
Price inflation	2.30%
Real wage growth	0.70%
Wage inflation	3.00%
Salary increases, including wage inflation:	3.40%-11.00%
Long-term investment rate of return, net of pension plan investment expenses, including price inflation	7.25%
Discount rate	7.25%
Post-retirement benefit increases:	
PERA benefit structure hired prior to 1/1/07	1.00%
And DPS benefit structure (compounded annually)	
PERA benefit structure hired after 12/31/06 ¹	Financed by the AR

¹ Post-retirement benefit increases are provided by the AIR, accounted separately within each Division Trust Fund, and subject to moneys being available; therefore, liabilities related to increases for members of these benefit tiers can never exceed available assets.

The mortality tables described below are generational mortality tables developed on a benefit-weighted basis.

ARRIBA-FLAGLER CONSOLIDATED SCHOOL DISTRICT #20
FLAGLER, COLORADO

NOTES TO FINANCIAL STATEMENTS

NOTE - 7 DEFINED BENEFIT PENSION PLAN (Continued)

Pre-retirement mortality assumptions were based upon the PubT-2010 Employee Table with generational projection using scale MP-2019.

Post-retirement non-disabled mortality assumptions were based upon the PubT-2010 Healthy Retiree Table, adjusted as follows:

- Males: 112% of the rates prior to age 80 and 94% of the rates for ages 80 and older, with generational projection using scale MP-2019.
- Females: 83% of the rates prior to age 80 and 106% of the rates for ages 80 and older, with generational projection using scale MP-2019.

Post-retirement non-disabled beneficiary mortality assumptions were based upon the Pub-2010 Contingent Survivor Table, adjusted as follows:

- Males: 97% of the rates for all ages, with generational projection using scale MP-2019.
- Females: 105% of the rates for all ages, with generational projection using scale MP-2019.

Disabled mortality assumptions were based upon the PubNS-2010 Disabled Retiree Table using 99% of the rates for all ages with generational projection using scale MP-2019.

The actuarial assumptions used in the December 31, 2022, valuation were based on the 2020 experience analysis, dated October 28, 2020, for the period January 1, 2016, through December 31, 2019. Revised economic and demographic assumptions were adopted by the PERA Board on November 20, 2020.

The long-term expected return on plan assets is reviewed as part of regularly scheduled experience studies prepared at least every five years and asset/liability studies performed every three to five years for PERA. The most recent analyses were outlined in the Experience Study report dated October 28, 2020.

Several factors are considered in evaluating the long-term rate of return assumption, including long-term historical data, estimates inherent in current market data, and a log-normal distribution analysis in which best-estimate ranges of expected future real rates of return (expected return, net of investment expense and inflation) were developed for each major asset class. These ranges were combined to produce the long-term expected rate of return by weighting the expected future real rates of return by the target asset allocation percentages and then adding expected inflation.

The PERA Board first adopted the 7.25% long-term expected rate of return as of November 18, 2016. Following an asset/liability study, the Board reaffirmed the assumed rate of return at the Board's November 15, 2019, meeting, to be effective January 1, 2020. As of the most recent reaffirmation of the long-term rate of return, the target asset allocation, and best estimates of geometric real rates of return for each major asset class are summarized in the table as follows:

Asset Class	Target Allocation	30 Year Expected Geometric Real Rate of Return
Global Equity	54.00%	5.60%
Fixed Income	23.00%	1.30%
Private Equity	8.50%	7.10%
Real Estate	8.50%	4.40%
Alternatives	6.00%	4.70%
Total	100.00%	

Note: In setting the long-term expected rate of return, projections employed to model future returns provide a range of expected long-term returns that, including expected inflation, ultimately support a long-term expected nominal rate of return assumption of 7.25%.

ARRIBA-FLAGLER CONSOLIDATED SCHOOL DISTRICT #20
FLAGLER, COLORADO

NOTES TO FINANCIAL STATEMENTS

NOTE - 7 DEFINED BENEFIT PENSION PLAN (Continued)

Discount rate. The discount rate used to measure the TPL was 7.25%. The projection of cash flows used to determine the discount rate applied the actuarial cost method and assumptions shown above. In addition, the following methods and assumptions were used in the projection of cash flows:

- Total covered payroll for the initial projection year consists of the covered payroll of the active membership present on the valuation date and the covered payroll of future plan members assumed to be hired during the year. In subsequent projection years, total covered payroll was assumed to increase annually at a rate of 3.00%.
- Employee contributions were assumed to be made at the member contribution rates in effect for each year, including the scheduled increases in SB 18-200 and required adjustments resulting from the 2018 and 2020 AAP assessments. Employee contributions for future plan members were used to reduce the estimated amount of total service costs for future plan members.
- Employer contributions were assumed to be made at rates equal to the fixed statutory rates specified in law for each year, including the scheduled increase in SB 18-200 and required adjustments resulting from the 2018 and 2020 AAP assessments. Employer contributions also include current and estimated future AED and SAED, until the actuarial value funding ratio reaches 103%, at which point the AED and SAED will each drop 0.50% every year until they are zero. Additionally, estimated employer contributions reflect reductions for the funding of the AIR and retiree health care benefits. For future plan members, employer contributions were further reduced by the estimated amount of total service costs for future plan members not financed by their member contributions.
- As specified in law, the State, as a nonemployer contributing entity, will provide an annual direct distribution of \$225 million commencing July 1, 2018, that is proportioned between the State, School, Judicial, and DPS Division Trust Funds based upon the covered payroll of each Division. The annual direct distribution ceases when all Division Trust Funds are fully funded.
- Employer contributions and the amount of total service costs for future plan members were based upon a process to estimate future actuarially determined contributions assuming an analogous future plan member growth rate.
- The AIR balance was excluded from the initial FNP, as, per statute, AIR amounts cannot be used to pay benefits until transferred to either the retirement benefits reserve or the survivor benefits reserve, as appropriate. AIR transfers to the FNP and the subsequent AIR benefit payments were estimated and included in the projections.
- Benefit payments and contributions were assumed to be made at the middle of the year.
- Beginning with the December 31, 2023, measurement date and thereafter, the FNP as of the current measurement date is used as a starting point for the GASB 67 projection test.

Based on the above assumptions and methods, the SCHDTF's FNP was projected to be available to make all projected future benefit payments of current members. Therefore, the long-term expected rate of return of 7.25% on pension plan investments was applied to all periods of projected benefit payments to determine the TPL. The discount rate determination does not use the municipal bond index rate, and therefore, the discount rate is 7.25%. There was no change in the discount rate from the prior measurement date.

Sensitivity of the Arriba-Flagler Consolidated School District #20 proportionate share of the net pension liability to changes in the discount rate. The following presents the proportionate share of the net pension liability calculated using the discount rate of 7.25%, as well as what the proportionate share of the net pension liability would be if it were calculated using a discount rate that is 1-percentage point lower (6.25%) or 1-percentage point higher (8.25%) than the current rate:

	1% Decrease (6.25%)	Current Discount Rate (7.25%)	1% Increase (8.25%)
Proportionate share of the net pension	\$5,685,740	\$4,252,081	\$3,056,584

Pension plan fiduciary net position. Detailed information about the SCHDTF's FNP is available in PERA's ACFR which can be obtained at www.copera.org/investments/pera-financial-reports.

ARRIBA-FLAGLER CONSOLIDATED SCHOOL DISTRICT #20
FLAGLER, COLORADO

NOTES TO FINANCIAL STATEMENTS

NOTE - 8 DEFINED CONTRIBUTION PENSION PLAN

Voluntary Investment Program (PERAPlus 401(k) Plan)

Plan Description - Employees of the Arriba-Flagler Consolidated School District #20 that are also members of the SCHDTF may voluntarily contribute to the Voluntary Investment Program (PERAPlus 401(k) Plan), an Internal Revenue Code Section 401(k) defined contribution plan administered by PERA. Title 24, Article 51, Part 14 of the C.R.S., as amended, assigns the authority to establish the Plan provisions to the PERA Board of Trustees. PERA issues a publicly available ACFR which includes additional information on the PERAPlus 401(k) Plan. That report can be obtained at www.copera.org/investments/pera-financial-reports.

Funding Policy - The PERAPlus 401(k) Plan is funded by voluntary member contributions up to the maximum limits set by the Internal Revenue Service, as established under Title 24, Article 51, Section 1402 of the C.R.S., as amended. In addition, the Arriba-Flagler Consolidated School District #20 has agreed to match employee contributions up to 0% of covered salary as determined by the Internal Revenue Service. Employees are immediately vested in their own contributions, employer contributions and investment earnings. For the year ended June 30, 2024, program members contributed \$30,006 and Arriba-Flagler Consolidated School District #20 recognized pension expense and a liability of \$0 and \$0, respectively, for the PERAPlus 401(k) Plan.

NOTE - 9 DEFINED BENEFIT OTHER POST EMPLOYMENT BENEFIT (OPEB) PLAN

Summary of Significant Accounting Policies

OPEB. Arriba-Flagler Consolidated School District #20 participates in the Health Care Trust Fund (HCTF), a cost-sharing multiple-employer defined benefit OPEB fund administered by the Public Employees' Retirement Association of Colorado ("PERA"). The net OPEB liability, deferred outflows of resources and deferred inflows of resources related to OPEB, OPEB expense, information about the fiduciary net position (FNP) and additions to/deductions from the FNP of the HCTF have been determined using the economic resources measurement focus and the accrual basis of accounting. For this purpose, benefits paid on behalf of health care participants are recognized when due and/or payable in accordance with the benefit terms. Investments are reported at fair value.

General Information about the OPEB Plan

Plan description. Eligible employees of the Arriba-Flagler Consolidated School District #20 are provided with OPEB through the HCTF—a cost-sharing multiple-employer defined benefit OPEB plan administered by PERA. The HCTF is established under Title 24, Article 51, Part 12 of the Colorado Revised Statutes (C.R.S.), as amended, and sets forth a framework that grants authority to the PERA Board to contract, self-insure, and authorize disbursements necessary in order to carry out the purposes of the PERACare program, including the administration of the premium subsidies. Colorado State law provisions may be amended by the Colorado General Assembly. PERA issues a publicly available annual comprehensive financial report (ACFR) that can be obtained at www.copera.org/investments/pera-financial-reports.

Benefits provided. The HCTF provides a health care premium subsidy to eligible participating PERA benefit recipients and retirees who choose to enroll in one of the PERA health care plans, however, the subsidy is not available if only enrolled in the dental and/or vision plan(s). The health care premium subsidy is based upon the benefit structure under which the member retires and the member's years of service credit. For members who retire having service credit with employers in the Denver Public Schools (DPS) Division and one or more of the other four Divisions (State, School, Local Government and Judicial), the premium subsidy is allocated between the HCTF and the Denver Public Schools Health Care Trust Fund (DPS HCTF). The basis for the amount of the premium subsidy funded by each trust fund is the percentage of the member contribution account balance from each division as it relates to the total member contribution account balance from which the retirement benefit is paid.

C.R.S. § 24-51-1202 *et seq.* specifies the eligibility for enrollment in the health care plans offered by PERA and the amount of the premium subsidy. The law governing a benefit recipient's eligibility for the subsidy and the amount of the subsidy differs slightly depending under which benefit structure the benefits are calculated. All benefit recipients under the PERA benefit structure and all retirees under the DPS benefit structure are eligible for a premium subsidy, if enrolled in a health care plan under PERACare. Upon the death of a DPS benefit structure retiree, no further subsidy is paid.

ARRIBA-FLAGLER CONSOLIDATED SCHOOL DISTRICT #20
FLAGLER, COLORADO

NOTES TO FINANCIAL STATEMENTS

NOTE - 9 DEFINED BENEFIT OTHER POST EMPLOYMENT BENEFIT (OPEB) PLAN (Continued)

Enrollment in the PERACare health benefits program is voluntary and is available to benefit recipients and their eligible dependents, certain surviving spouses, and divorced spouses and guardians, among others. Eligible benefit recipients may enroll into the program upon retirement, upon the occurrence of certain life events, or on an annual basis during an open enrollment period.

PERA Benefit Structure

The maximum service-based premium subsidy is \$230 per month for benefit recipients who are under 65 years of age and who are not entitled to Medicare; the maximum service-based subsidy is \$115 per month for benefit recipients who are 65 years of age or older or who are under 65 years of age and entitled to Medicare. The maximum service-based subsidy, in each case, is for benefit recipients with retirement benefits based on 20 or more years of service credit. There is a 5% reduction in the subsidy for each year less than 20. The benefit recipient pays the remaining portion of the premium to the extent the subsidy does not cover the entire amount.

For benefit recipients who have not participated in Social Security and who are not otherwise eligible for premium-free Medicare Part A for hospital-related services, C.R.S. § 24-51-1206(4) provides an additional subsidy. According to the statute, PERA cannot charge premiums to benefit recipients without Medicare Part A that are greater than premiums charged to benefit recipients with Part A for the same plan option, coverage level, and service credit. Currently, for each individual PERACare enrollee, the total premium for Medicare coverage is determined assuming plan participants have both Medicare Part A and Part B and the difference in premium cost is paid by the HCTF or the DPS HCTF on behalf of benefit recipients not covered by Medicare Part A.

DPS Benefit Structure

The maximum service-based premium subsidy is \$230 per month for retirees who are under 65 years of age and who are not entitled to Medicare; the maximum service-based subsidy is \$115 per month for retirees who are 65 years of age or older or who are under 65 years of age and entitled to Medicare. The maximum service-based subsidy, in each case, is for retirees with retirement benefits based on 20 or more years of service credit. There is a 5% reduction in the subsidy for each year less than 20. The retiree pays the remaining portion of the premium to the extent the subsidy does not cover the entire amount.

For retirees who have not participated in Social Security and who are not otherwise eligible for premium-free Medicare Part A for hospital-related services, the HCTF or the DPS HCTF pays an alternate service-based premium subsidy. Each individual retiree meeting these conditions receives the maximum \$230 per month subsidy reduced appropriately for service less than 20 years, as described above. Retirees who do not have Medicare Part A pay the difference between the total premium and the monthly subsidy.

Contributions. Pursuant to Title 24, Article 51, Section 208(1) (f) of the C.R.S., as amended, certain contributions are apportioned to the HCTF. PERA-affiliated employers of the State, School, Local Government, and Judicial Divisions are required to contribute at a rate of 1.02% of PERA-includable salary into the HCTF.

Employer contributions are recognized by the HCTF in the period in which the compensation becomes payable to the member and the Arriba-Flagler Consolidated School District #20 is statutorily committed to pay the contributions. Employer contributions recognized by the HCTF from Arriba-Flagler Consolidated School District #20 were \$15,767 for the year ended June 30, 2024.

OPEB Liabilities, OPEB Expense, and Deferred Outflows of Resources and Deferred Inflows of Resources Related to OPEB

At June 30, 2024, the Arriba-Flagler Consolidated School District #20 reported a liability of \$102,671 for its proportionate share of the net OPEB liability. The net OPEB liability for the HCTF was measured as of December 31, 2023, and the total OPEB liability (TOL) used to calculate the net OPEB liability was determined by an actuarial valuation as of December 31, 2022. Standard update procedures were used to roll-forward the TOL to December 31, 2023. The Arriba-Flagler Consolidated School District #20 proportion of the net OPEB liability was based on Arriba-Flagler Consolidated School District #20 contributions to the HCTF for the calendar year 2023 relative to the total contributions of participating employers to the HCTF.

ARRIBA-FLAGLER CONSOLIDATED SCHOOL DISTRICT #20
FLAGLER, COLORADO

NOTES TO FINANCIAL STATEMENTS

NOTE - 9 DEFINED BENEFIT OTHER POST EMPLOYMENT BENEFIT (OPEB) PLAN (Continued)

At December 31, 2023, the Arriba-Flagler Consolidated School District #20 proportion was 0.0144%, which was a decrease of 0.0006% from its proportion measured as of December 31, 2022.

For the year ended June 30, 2024, the Arriba-Flagler Consolidated School District #20 recognized OPEB expense of \$34,033. At June 30, 2024, the Arriba-Flagler Consolidated School District #20 reported deferred outflows of resources and deferred inflows of resources related to OPEB from the following sources:

	<u>Deferred Outflows of Resources</u>	<u>Deferred Inflows of Resources</u>
Difference between expected and actual	\$-	\$(21,973)
Changes of assumptions or other inputs	1,207	(10,887)
Net difference between projected and actual earnings on OPEB plan investments	25,517	(197,633)
Changes in proportion and differences between contributions recognized and proportionate share of contributions	-	-
Contributions subsequent to the measurement	7,678	N/A
Total	\$34,402	\$(230,493)

\$7,678 reported as deferred outflows of resources related to OPEB, resulting from contributions subsequent to the measurement date, will be recognized as a reduction of the net OPEB liability in the year ended June 30, 2025. Other amounts reported as deferred outflows of resources and deferred inflows of resources related to OPEB will be recognized in OPEB expense as follows:

June 30, 2024	
2025	\$(31,115)
2026	(31,171)
2027	(31,174)
2028	(31,469)
2029	(31,534)
Thereafter	(47,306)

Actuarial assumptions. The TOL in the December 31, 2022 actuarial valuation was determined using the following actuarial cost method, actuarial assumptions and other inputs:

ARRIBA-FLAGLER CONSOLIDATED SCHOOL DISTRICT #20
FLAGLER, COLORADO

NOTES TO FINANCIAL STATEMENTS

NOTE - 9 DEFINED BENEFIT OTHER POST EMPLOYMENT BENEFIT (OPEB) PLAN (Continued)

	State Division	School Division	Local Government Division	Judicial Division
Actuarial cost method			Entry age	
Price inflation			2.30%	
Real wage growth			0.70%	
Wage inflation			3.00%	
Salary increases, including wage inflation				
Members other than Safety Officers	3.30%-10.90%	3.40%-11.00%	3.20%-11.30%	2.80%-5.30%
Safety Officers	3.20%-12.40%	N/A	3.20%-12.40%	N/A
Long-term investment rate of return, net of OPEB plan investment expenses, including price inflation			7.25%	
Discount rate			7.25%	
Health care cost trend rates				
PERA benefit structure:				
Service-based premium subsidy			0.00%	
PERACare Medicare plans ¹			7.00% in 2023, gradually decreasing to 4.50% in 2033	
Medicare Part A premiums			3.50% in 2023, gradually increasing to 4.50% in 2035	
DPS benefit structure:				
Service-based premium subsidy			0.00%	
PERACare Medicare plans			N/A	
Medicare Part A premiums			N/A	

¹ UnitedHealthcare MAPD PPO plans are 0% for 2023.

Each year the per capita health care costs are developed by plan option; currently based on 2023 premium rates for the UnitedHealthcare Medicare Advantage Prescription Drug (MAPD) PPO plan #1, the UnitedHealthcare MAPD PPO plan #2, and the Kaiser Permanente MAPD HMO plan. Actuarial morbidity factors are then applied to estimate individual retiree and spouse costs by age, gender, and health care cost trend. This approach applies for all members and is adjusted accordingly for those not eligible for premium-free Medicare Part A for the PERA benefit structure.

ARRIBA-FLAGLER CONSOLIDATED SCHOOL DISTRICT #20
FLAGLER, COLORADO

NOTES TO FINANCIAL STATEMENTS

NOTE - 9 DEFINED BENEFIT OTHER POST EMPLOYMENT BENEFIT (OPEB) PLAN (Continued)

Age-Related Morbidity Assumptions

Participant Age	Annual Increase (Male)	Annual Increase (Female)
65-68	2.2%	2.3%
69	2.8%	2.2%
70	2.7%	1.6%
71	3.1%	0.5%
72	2.3%	0.7%
73	1.2%	0.8%
74	0.9%	1.5%
75-85	0.9%	1.3%
86 and older	0.0%	0.0%

Sample Age	MAPD PPO #1 with Medicare Part A		MAPD PPO #2 with Medicare Part A		MAPD HMO (Kaiser) with Medicare Part A	
	Retiree/Spouse		Retiree/Spouse		Retiree/Spouse	
	Male	Female	Male	Female	Male	Female
65	\$1,692	\$1,406	\$579	\$481	\$1,913	\$1,589
70	\$1,901	\$1,573	\$650	\$538	\$2,149	\$1,778
75	\$2,100	\$1,653	\$718	\$566	\$2,374	\$1,869

Sample Age	MAPD PPO #1 without Medicare Part A		MAPD PPO #2 without Medicare Part A		MAPD HMO (Kaiser) without Medicare Part A	
	Retiree/Spouse		Retiree/Spouse		Retiree/Spouse	
	Male	Female	Male	Female	Male	Female
65	\$6,469	\$5,373	\$4,198	\$3,487	\$6,719	\$5,581
70	\$7,266	\$6,011	\$4,715	\$3,900	\$7,546	\$6,243
75	\$8,026	\$6,319	\$5,208	\$4,101	\$8,336	\$6,563

The 2023 Medicare Part A premium is \$506 per month.

All costs are subject to the health care cost trend rates, as discussed below.

Health care cost trend rates reflect the change in per capita health costs over time due to factors such as medical inflation, utilization, plan design, and technology improvements. For the PERA benefit structure, health care cost trend rates are needed to project the future costs associated with providing benefits to those PERACare enrollees not eligible for premium-free Medicare Part A.

Health care cost trend rates for the PERA benefit structure are based on published annual health care inflation surveys in conjunction with actual plan experience (if credible), building block models and industry methods developed by health plan actuaries and administrators. In addition, projected trends for the Federal Hospital Insurance Trust Fund (Medicare Part A premiums) provided by the Centers for Medicare & Medicaid Services are referenced in the development of these rates. Effective December 31, 2022, the health care cost trend rates for Medicare Part A premiums were revised to reflect the current expectation of future increases in rates of inflation applicable to Medicare Part A premiums.

ARRIBA-FLAGLER CONSOLIDATED SCHOOL DISTRICT #20
FLAGLER, COLORADO

NOTES TO FINANCIAL STATEMENTS

NOTE - 9 DEFINED BENEFIT OTHER POST EMPLOYMENT BENEFIT (OPEB) PLAN (Continued)

The PERA benefit structure health care cost trend rates used to measure the TOL are summarized in the table below:

Year	PERACare Medicare Plans	Medicare Part A Premiums
2023	7.00%	3.50%
2024	6.75%	3.50%
2025	6.50%	3.75%
2026	6.25%	3.75%
2027	6.00%	4.00%
2028	5.75%	4.00%
2029	5.50%	4.00%
2030	5.25%	4.25%
2031	5.00%	4.25%
2032	4.75%	4.25%
2033	4.50%	4.25%
2034	4.50%	4.25%
2035+	4.50%	4.50%

Mortality assumptions used in the December 31, 2022, valuation for the determination of the total pension liability for each of the Division Trust Funds as shown below, reflect generational mortality and were applied, as applicable, in the determination of the TOL for the HCTF, but developed on a headcount-weighted basis. Affiliated employers of the State, School, Local Government and Judicial Divisions participate in the HCTF.

Pre-retirement mortality assumptions for the State and Local Government Divisions (members other than Safety Officers) were based upon the PubG-2010 Employee Table with generational projection using scale MP-2019.

Pre-retirement mortality assumptions for Safety Officers were based upon the PubS-2010 Employee Table with generational projection using scale MP-2019.

Pre-retirement mortality assumptions for the School Division were based upon the PubT-2010 Employee Table with generational projection using scale MP-2019.

Pre-retirement mortality assumptions for the Judicial Division were based upon the PubG-2010(A) Above-Median Employee Table with generational projection using scale MP-2019.

Post-retirement non-disabled mortality assumptions for the State and Local Government Divisions (members other than Safety Officers) were based upon the PubG-2010 Healthy Retiree Table, adjusted as follows:

- Males: 94% of the rates prior to age 80 and 90% of the rates for ages 80 and older, with generational projection using scale MP-2019.
- Females: 87% of the rates prior to age 80 and 107% of the rates for ages 80 and older, with generational projection using scale MP-2019.

Post-retirement non-disabled mortality assumptions for Safety Officers were based upon the unadjusted PubS-2010 Healthy Retiree Table, with generational projection using scale MP-2019.

Post-retirement non-disabled mortality assumptions for the School Division were based upon the PubT-2010 Healthy Retiree Table, adjusted as follows:

ARRIBA-FLAGLER CONSOLIDATED SCHOOL DISTRICT #20
FLAGLER, COLORADO

NOTES TO FINANCIAL STATEMENTS

NOTE - 9 DEFINED BENEFIT OTHER POST EMPLOYMENT BENEFIT (OPEB) PLAN (Continued)

- Males: 112% of the rates prior to age 80 and 94% of the rates for ages 80 and older, with generational projection using scale MP-2019.
- Females: 83% of the rates prior to age 80 and 106% of the rates for ages 80 and older, with generational projection using scale MP-2019.

Post-retirement non-disabled mortality assumptions for the Judicial Division were based upon the unadjusted PubG-2010(A) Above-Median Healthy Retiree Table with generational projection using scale MP-2019.

Post-retirement non-disabled beneficiary mortality assumptions were based upon the Pub-2010 Contingent Survivor Table, adjusted as follows:

- Males: 97% of the rates for all ages, with generational projection using scale MP-2019.
- Females: 105% of the rates for all ages, with generational projection using scale MP-2019.

Disabled mortality assumptions for members other than Safety Officers were based upon the PubNS-2010 Disabled Retiree Table using 99% of the rates for all ages with generational projection using scale MP-2019.

Disabled mortality assumptions for Safety Officers were based upon the unadjusted PubS-2010 Disabled Retiree Table with generational projection using scale MP-2019.

The following health care costs assumptions were updated and used in the roll-forward calculation for the HCTF:

- Per capita health care costs in effect as of the December 31, 2022, valuation date for those PERACare enrollees under the PERA benefit structure who are expected to be age 65 and older and are not eligible for premium-free Medicare Part A benefits have been updated to reflect costs for the 2023 plan year.
- The morbidity rates used to estimate individual retiree and spouse costs by age and by gender were updated effective for the December 31, 2022, actuarial valuation. The revised morbidity rate factors are based on a review of historical claims experience by age, gender, and status (active versus retired) from actuary's claims data warehouse.
- The health care cost trend rates applicable to health care premiums were revised to reflect the then current expectation of future increases in those premiums.

Actuarial assumptions pertaining to per capita health care costs and their related trend rates are analyzed and updated annually by PERA Board's actuary, as discussed above.

The actuarial assumptions used in the December 31, 2022, valuations were based on the 2020 experience analysis, dated October 28, 2020, and November 4, 2020, for the period January 1, 2016, through December 31, 2019. Revised economic and demographic assumptions were adopted by PERA's Board on November 20, 2020.

The long-term expected return on plan assets is reviewed as part of regularly scheduled experience studies performed at least every five years, and asset/liability studies, performed every three to five years for PERA. The most recent analyses were outlined in the Experience Study report dated October 28, 2020.

Several factors are considered in evaluating the long-term rate of return assumption, including long-term historical data, estimates inherent in current market data, and a log-normal distribution analysis in which best-estimate ranges of expected future real rates of return (expected return, net of investment expense and inflation) were developed for each major asset class. These ranges were combined to produce the long-term expected rate of return by weighting the expected future real rates of return by the target asset allocation percentages and then adding expected inflation.

The PERA Board first adopted the 7.25% long-term expected rate of return as of November 18, 2016. Following an asset/liability study, the Board reaffirmed the assumed rate of return at the Board's November 15, 2019, meeting, to be effective January 1, 2020. As of the most recent reaffirmation of the long-term rate of return, the target asset allocation and best estimates of geometric real rates of return for each major asset class are summarized in the table as follows:

ARRIBA-FLAGLER CONSOLIDATED SCHOOL DISTRICT #20
FLAGLER, COLORADO

NOTES TO FINANCIAL STATEMENTS

NOTE - 9 DEFINED BENEFIT OTHER POST EMPLOYMENT BENEFIT (OPEB) PLAN (Continued)

Asset Class	Target Allocation	30 Year Expected Geometric Real Rate of Return
Global Equity	54.00%	5.60%
Fixed Income	23.00%	1.30%
Private Equity	8.50%	7.10%
Real Estate	8.50%	4.40%
Alternatives	6.00%	4.70%
Total	100.00%	

Note: In setting the long-term expected rate of return, projections employed to model future returns provide a range of expected long-term returns that, including expected inflation, ultimately support a long-term expected nominal rate of return assumption of 7.25%.

Sensitivity of the Arriba-Flagler Consolidated School District #20 proportionate share of the net OPEB liability to changes in the Health Care Cost Trend Rates. The following presents the net OPEB liability using the current health care cost trend rates applicable to the PERA benefit structure, as well as if it were calculated using health care cost trend rates that are one percentage point lower or one percentage point higher than the current rates:

	1% Decrease in Trend Rates	Current Trend Rates	1% Increase in Trend Rates
Initial PERACare Medicare trend rate ¹	5.75%	6.75%	7.75%
Ultimate PERACare Medicare trend rate	3.50%	4.50%	5.50%
Initial Medicare Part A trend rate	2.50%	3.50%	4.50%
Ultimate Medicare Part A trend rate	3.50%	4.50%	5.50%
Net OPEB Liability	\$99,724	\$102,671	\$105,876

¹For the January 1, 2024, plan year.

Discount rate. The discount rate used to measure the TOL was 7.25%. The projection of cash flows used to determine the discount rate applied the actuarial cost method and assumptions shown above. In addition, the following methods and assumptions were used in the projection of cash flows:

- Updated health care cost trend rates for Medicare Part A premiums as of the December 31, 2023, measurement date.
- Total covered payroll for the initial projection year consists of the covered payroll of the active membership present on the valuation date and the covered payroll of future plan members assumed to be hired during the year. In subsequent projection years, total covered payroll was assumed to increase annually at a rate of 3.00%.
- Employer contributions were assumed to be made at rates equal to the fixed statutory rates specified in law and effective as of the measurement date.
- Employer contributions and the amount of total service costs for future plan members were based upon a process to estimate future actuarially determined contributions assuming an analogous future plan member growth rate.
- Estimated transfers of dollars into the HCTF representing a portion of purchase service agreements intended to cover the costs associated with OPEB benefits.
- Benefit payments and contributions were assumed to be made at the middle of the year.
- Beginning with the December 31, 2023, measurement date and thereafter, the FNP as of the current measurement date is used as a starting point for the GASB 74 projection test.

ARRIBA-FLAGLER CONSOLIDATED SCHOOL DISTRICT #20
FLAGLER, COLORADO

NOTES TO FINANCIAL STATEMENTS

NOTE - 9 DEFINED BENEFIT OTHER POST EMPLOYMENT BENEFIT (OPEB) PLAN (Continued)

- As of the December 31, 2023, measurement date, the FNP and related disclosure components for the HCTF reflect payments related to the disaffiliation of Tri-County Health Department as a PERA-affiliated employer, effective December 31, 2022. As of the December 31, 2023, year-end, PERA recognized two additions for accounting and financial reporting purposes: a \$24 million payment received on December 4, 2023, and a \$2 million receivable. The employer disaffiliation payment and receivable allocations to the HCTF and Local Government Division Trust Fund were \$1.033 million and \$24.967 million, respectively.

Based on the above assumptions and methods, the FNP for the HCTF was projected to be available to make all projected future benefit payments of current members. Therefore, the long-term expected rate of return of 7.25% on OPEB plan investments was applied to all periods of projected benefit payments to determine the TOL. The discount rate determination does not use the municipal bond index rate, and therefore, the discount rate is 7.25%. There was no change in the discount rate from the prior measurement date.

Sensitivity of the Arriba-Flagler Consolidated School District #20 proportionate share of the net OPEB liability to changes in the discount rate. The following presents the proportionate share of the net OPEB liability calculated using the discount rate of 7.25%, as well as what the proportionate share of the net OPEB liability would be if it were calculated using a discount rate that is 1-percentage-point lower (6.25%) or 1-percentage-point higher (8.25%) than the current rate:

	1% Decrease (6.25%)	Current Discount Rate (7.25%)	1% Increase (8.25%)
Proportionate share of the net OPEB liability	\$121,267	\$102,671	\$86,762

OPEB plan fiduciary net position. Detailed information about the HCTF's FNP is available in PERA's ACFR which can be obtained at www.copera.org/investments/pera-financial-reports.

NOTE -10 NET POSITION

Restricted net position represents net position whose users are subject to constraints that are either 1.) legally imposed by creditors (such as debt covenants), grantors, or laws or regulations of other governments, or 2.) imposed by law through constitutional provisions or enabling legislation. Restricted net position at June 30, 2024 is as follows:

	Governmental Activities
TABOR Reserve	\$ 86,400
Universal Preschool Program	31,391
Food Service	15,680
	\$ 133,471

Restricted for TABOR Reserve – This represents approximately 3% of the District's 2024 fiscal year spending as that term is defined in the Colorado constitution. Under these provisions of the constitution, this portion of the District's net position can be used for declared emergencies only and the District must maintain 3% or more of its spending in this restricted account. The District does not believe this restriction meets the definition of a stabilization arrangement under generally accepted accounting principles.

Restricted for Universal Preschool Program – This represents money received from the State of Colorado that is mandated for the Universal Preschool Program. The program provides high quality early education support to children before they are eligible for kindergarten and qualifying 3-year-olds.

Restricted for Food Service – This represents money received from the State of Colorado that is for future expenditures related to the operation and maintenance of food services.

ARRIBA-FLAGLER CONSOLIDATED SCHOOL DISTRICT #20
FLAGLER, COLORADO

NOTES TO FINANCIAL STATEMENTS

NOTE -11 FUND BALANCES

At June 30, 2024, fund balances for governmental funds consist of the following:

	<u>Restricted Fund Balance</u>			<u>Assigned</u>	<u>Committed</u>	<u>Total</u>
	<u>Emergencies TABOR</u>	<u>Food Services</u>	<u>Universal Preschool</u>	<u>Student Activities</u>	<u>Capital Projects</u>	
General Fund	\$ 86,400	\$ -	\$ 31,391	\$ -	\$ -	\$ 117,791
Food Service Fund	-	15,680	-	-	-	15,680
Student Activity Fund	-	-	-	226,719	-	226,719
Capital Projects Fund	-	-	-	-	30,496	30,496
Total	<u>\$ 86,400</u>	<u>\$ 15,680</u>	<u>\$ 31,391</u>	<u>\$ 226,719</u>	<u>\$ 30,496</u>	<u>390,686</u>

NOTE -12 INTER-FUND RECEIVABLES AND PAYABLES

During the course of operations, numerous transactions occur between the District funds for the reimbursement of expenditures. Related inter-fund receivables and payables are classified as “due from other funds” and “due to other funds” on the balance sheet and statement of net position and will be settled within one year.

Interfund receivables and payables at June 30, 2024 are as follows:

<u>Receivable Fund</u>	<u>Payable Fund</u>	<u>Amount</u>
Food Service Fund	General Fund	<u>\$ 13,428</u>

NOTE -13 CONTINGENT LIABILITIES

The District receives revenues from various Federal and State grant programs, which are subject to final review and approval as to allowability by the respective grantor agency. Management believes disallowances, if any, would be immaterial.

NOTE -14 RISK MANAGEMENT

The District is exposed to various risks of loss related to torts; theft of; damage to; and destruction of assets; errors and omissions; injuries to employees; and natural disasters. The District is a member of the Colorado School Districts Self Insurance Pool (CSDSIP), which operates as a self-insurance pool comprised of various School Districts and other related public educational entities within the State of Colorado. The District pays an annual premium to the Pool for its property and liability insurance. The intergovernmental agreement of formation of CSDSIP provides that the Pool will be financially self-sustaining through member contributions and additional assessments, if necessary, and the Pool will purchase excess insurance through commercial companies for member’s claims in excess of a specified self-insured retention, which is determined each policy year.

For Workers' Compensation, health, accident, and other types of insurance programs maintained by the District, commercial insurance companies are utilized. Settled claims have not exceeded insurance coverage in each of the last three fiscal years.

NOTE -15 TAX SPENDING AND DEBT LIMITATIONS

Article X, Section 20 of the Colorado Constitution, commonly known as the Taxpayer’s Bill of Rights (TABOR), contains tax, spending, revenue and debt limitations, which apply to the State of Colorado and all local governments. TABOR requires local governments to establish Emergency Reserves. These reserves must be at least 3% of Fiscal Year Spending (excluding bonded debt service). Local governments are not allowed to use the emergency reserves to compensate for economic conditions, revenue shortfalls, or salary or benefit increases.

ARRIBA-FLAGLER CONSOLIDATED SCHOOL DISTRICT #20
FLAGLER, COLORADO

NOTES TO FINANCIAL STATEMENTS

NOTE -15 TAX SPENDING AND DEBT LIMITATIONS (Continued)

Spending and revenue limits are determined based on the prior year's Fiscal Year Spending adjusted for allowable increases based upon inflation and local growth. Fiscal Year Spending is generally defined as expenditures plus reserve increases with certain exceptions. Revenue in excess of the Fiscal Year Spending limit must be refunded unless the voters approve retention on such revenue.

In November 1997, the voters of the District approved a ballot issue which allows the District to collect, retain and spend all revenues and other funds collected from any source not withstanding the limitations of Article X, Section 20 of the Colorado Constitution.

The District's management believes it is in compliance with the provisions of TABOR. However, TABOR is complex and subject to interpretation. Many of the provisions, including the interpretation of how to calculate Fiscal Year Spending limits and qualifications as an enterprise will require judicial interpretation. Accordingly, the possibility exists that the District's interpretation of certain TABOR provisions may subsequently be determined to be incorrect.

NOTE -16 SUBSEQUENT EVENTS

Subsequent events have been evaluated through the report date, which represents the date the financial statements were available to be issued. Subsequent events after that date have not been evaluated.

REQUIRED SUPPLEMENTARY INFORMATION

ARRIBA-FLAGLER CONSOLIDATED SCHOOL DISTRICT #20
FLAGLER, COLORADO

GENERAL FUND

STATEMENTS OF REVENUES, EXPENDITURES AND FUND BALANCE - BUDGET AND ACTUAL

YEAR ENDED JUNE 30, 2024

	ORIGINAL BUDGET	FINAL BUDGET	ACTUAL	VARIANCE WITH FINAL BUDGET POSITIVE (NEGATIVE)
REVENUES				
Local Sources	\$1,426,784	\$ 1,426,784	\$ 1,284,056	\$ (142,728)
State Sources	1,667,802	1,667,802	1,934,112	266,310
Federal Sources	77,857	77,857	82,822	4,965
TOTAL REVENUES	3,172,443	3,172,443	3,300,990	128,547
EXPENDITURES				
Instruction	1,649,359	1,649,359	1,554,108	95,251
Support Services				
Pupil Services	86,066	86,066	99,002	(12,936)
Instruction Staff	68,886	68,886	47,952	20,934
General Administration	213,407	213,407	212,862	545
School Administration	109,079	109,079	93,788	15,291
Business Services	103,057	103,057	104,588	(1,531)
Operations and Maintenance	439,906	439,906	383,820	56,086
Pupil Transportation	266,188	266,188	200,922	65,266
Central Support Services	52,125	52,125	41,206	10,919
Community Services	129,890	129,890	138,864	(8,974)
Contingency Reserve	730,989	730,989	-	730,989
TOTAL EXPENDITURES	3,848,952	3,848,952	2,877,112	971,840
REVENUES OVER (UNDER) EXPENDITURES	(676,509)	(676,509)	423,878	1,100,387
OTHER FINANCING SOURCES				
Transfers Out	(32,000)	(32,000)	(13,428)	18,572
NET CHANGE IN FUND BALANCE	(708,509)	(708,509)	410,450	1,118,959
FUND BALANCE - BEGINNING	732,295	732,295	732,295	-
FUND BALANCE - ENDING	\$ 23,786	\$ 23,786	\$ 1,142,745	\$ 1,118,959

ARRIBA-FLAGLER CONSOLIDATED SCHOOL DISTRICT #20
FLAGLER, COLORADO

SCHEDULE OF THE DISTRICT'S PROPORTIONATE SHARE - SCHOOL DIVISION TRUST FUND

DEFINED BENEFIT PENSION PLAN

FOR THE LAST 10 FISCAL YEARS

	2024	2023	2022	2021	2020	2019	2018	2017	2016	2015
Plan Measurement Date	12/31/2023	12/31/2022	12/31/2021	12/31/2020	12/31/2019	12/31/2018	12/31/2017	12/31/2016	12/31/2015	12/31/2014
District's proportion (percentage) of the collective net pension liability	0.0240%	0.0198%	0.0226%	0.0237%	0.0201%	0.0209%	0.2366%	2.4418%	0.0258%	0.0258%
District's proportionate share of the collective net pension liability	\$ 4,252,081	\$ 3,600,316	\$ 2,625,722	\$ 3,579,328	\$ 2,998,995	\$ 3,699,669	\$ 7,650,424	\$ 7,270,239	\$ 3,744,815	\$ 3,495,286
State's Proportionate Share of the net pension liability	7,104	89,467	32,136	-	28,811	26,433	-	-	-	-
	<u>\$ 4,259,185</u>	<u>\$ 3,689,783</u>	<u>\$ 2,657,858</u>	<u>\$ 3,579,328</u>	<u>\$ 3,027,806</u>	<u>\$ 3,726,102</u>	<u>\$ 7,650,424</u>	<u>\$ 7,270,239</u>	<u>\$ 3,744,815</u>	<u>\$ 3,495,286</u>
District's covered payroll	\$ 1,589,630	\$ 1,524,732	\$ 1,411,947	\$ 1,228,588	\$ 1,179,888	\$ 1,148,642	\$ 1,091,353	\$ 1,095,931	\$ 1,075,771	\$ 1,080,488
District's proportionate share of the net pension liability as a percentage of its covered payroll	267.49%	236.13%	185.96%	291.34%	254.18%	322.09%	701.00%	663.38%	348.11%	323.49%
Plan fiduciary net position as a percentage of the total pension liability	64.74%	61.79%	74.86%	66.99%	64.52%	57.01%	43.96%	43.13%	59.16%	62.84%

The amounts presented for each fiscal year were determined as of the calendar year-end that occurred within the fiscal year.

The schedule is presented to show information for ten years. Until information for the full ten-year period is available, information will be presented for the years it is available.

ARRIBA-FLAGLER CONSOLIDATED SCHOOL DISTRICT #20
FLAGLER, COLORADO

SCHEDULE OF DISTRICT CONTRIBUTIONS - SCHOOL DIVISION TRUST FUND

DEFINED BENEFIT PENSION PLAN

FOR THE LAST 10 FISCAL YEARS

	2024	2023	2022	2021	2020	2019	2018	2017	2016	2015
Statutorily required contribution	\$ 315,026	\$ 321,206	\$ 288,577	\$ 269,238	\$ 231,009	\$ 228,029	\$ 209,277	\$ 199,463	\$ 190,892	\$ 182,737
Contributions in relation to the statutorily required contribution	(315,026)	(321,206)	(288,577)	(269,238)	(231,009)	(228,029)	(209,277)	(199,463)	(190,892)	(182,737)
Contribution deficiency (excess)	<u>\$ -</u>	<u>\$ -</u>	<u>\$ -</u>	<u>\$ -</u>	<u>\$ -</u>	<u>\$ -</u>	<u>\$ -</u>	<u>\$ -</u>	<u>\$ -</u>	<u>\$ -</u>
District's covered payroll	\$ 1,545,756	\$ 1,576,078	\$ 1,451,593	\$ 1,354,311	\$ 1,152,801	\$ 1,192,015	\$ 1,108,209	\$ 1,085,102	\$ 1,075,771	\$ 1,082,153
Contributions as a percentage of covered payroll	20.38%	20.38%	19.88%	19.88%	20.04%	19.13%	18.88%	18.38%	17.74%	16.89%

The amounts presented for each fiscal year were determined as of June 30.

The schedule is presented to show information for ten years. Until information for the full ten year period is available, information will be presented for the years it is available.

ARRIBA-FLAGLER CONSOLIDATED SCHOOL DISTRICT #20
FLAGLER, COLORADO

SCHEDULE OF THE DISTRICT'S PROPORTIONATE SHARE - HEALTH CARE TRUST FUND

DEFINED BENEFIT OTHER POST EMPLOYMENT BENEFIT (OPEB) PLAN

FOR THE LAST 10 FISCAL YEARS

	2024	2023	2022	2021	2020	2019	2018	2017
Plan Measurement Date	12/31/2023	12/31/2022	12/31/2021	12/31/2020	12/31/2019	12/31/2018	12/31/2017	12/31/2016
District's proportion of the net OPEB liability	0.0144%	0.0150%	0.0147%	0.0137%	0.0131%	0.0136%	0.0134%	0.0139%
District's proportionate share of the net OPEB liability	\$ 102,671	\$ 122,680	\$ 127,025	\$ 130,070	\$ 147,493	\$ 184,776	\$ 174,703	\$ 179,954
District's covered payroll	\$ 1,589,630	\$ 1,524,732	\$ 1,411,947	\$ 1,228,588	\$ 1,179,888	\$ 1,148,642	\$ 1,091,353	\$ 1,095,931
District's proportionate share of the net OPEB liability as a percentage of its covered payroll	6.46%	8.05%	9.00%	10.59%	12.50%	16.09%	16.01%	16.42%
Plan fiduciary net position as a percentage of the total OPEB liability	46.16%	38.57%	39.40%	39.40%	24.49%	17.03%	17.53%	16.72%

The amounts presented for each fiscal year were determined as of the calendar year-end that occurred within the fiscal year.

The schedule is presented to show information for ten years. Until information for the full ten-year period is available, information will be presented for the years it is

ARRIBA-FLAGLER CONSOLIDATED SCHOOL DISTRICT #20
FLAGLER, COLORADO

SCHEDULE OF DISTRICT CONTRIBUTIONS - HEALTH CARE TRUST FUND

DEFINED BENEFIT OTHER POST EMPLOYMENT BENEFIT (OPEB) PLAN

FOR THE LAST 10 FISCAL YEARS

	2024	2023	2022	2021	2020	2019	2018	2017
Statutorily required contribution	\$ 15,767	\$ 16,076	\$ 14,806	\$ 13,814	\$ 11,759	\$ 12,159	\$ 11,304	\$ 11,068
Contributions in relation to the statutorily required contribution	(15,767)	(16,076)	(14,806)	(13,814)	(11,759)	(12,159)	(11,304)	(11,068)
Contribution deficiency (excess)	\$ -	\$ -	\$ -	\$ -	\$ -	\$ -	\$ -	\$ -
District's covered payroll	\$ 1,545,756	\$ 1,576,078	\$ 1,451,593	\$ 1,354,311	\$ 1,152,801	\$ 1,192,015	\$ 1,108,209	\$ 1,085,102
Contributions as a percentage of covered payroll	1.02%	1.02%	1.02%	1.02%	1.02%	1.02%	1.02%	1.02%

The amounts presented for each fiscal year were determined as of June 30.

The schedule is presented to show information for ten years. Until information for the full ten year period is available, information will be presented for the years it is available.

ARRIBA-FLAGLER CONSOLIDATED SCHOOL DISTRICT #20
FLAGLER, COLORADO

NOTES TO REQUIRED SUPPLEMENTARY INFORMATION

NOTE -1 BUDGETS AND BUDGETARY ACCOUNTING

Budgets are required by state law for all funds. At least thirty days prior to July 1, the Superintendent submits to the Board of Education a proposed budget for all funds for the fiscal year commencing the following July 1. The budget includes proposed expenditures and means of financing them.

Public hearings are conducted by the Board of Education to obtain taxpayer comments. The budget must be adopted by formal resolution prior to June 30, although it may be subsequently revised by January 31 of the following year.

Expenditures may not legally exceed appropriations at the fund level. Authorization to transfer budgeted amounts between departments, within any fund and the reallocation of budget line items within any department or within any fund rests with the Superintendent of Schools. Revisions that alter the total expenditures of any fund must be approved by the Board of Education.

Budgeted amounts reported in the accompanying financial statements are as originally adopted and as amended by the Board of Education throughout the fiscal year. Appropriations are based on total resources expected to be available in each budget year, including reserves as established by the Board of Education. Variances between budget and actual expenditures result from non-expenditure of reserves, nonoccurrence of anticipated events, scheduling of capital projects and normal operating variances.

NOTE-2 DEFINED BENEFIT PENSION PLAN

Significant Changes in Plan Provisions Affecting Trends in Actuarial Information 2023 Changes in Plan Provisions Since 2022

Senate Bill (SB) 23-056, enacted and effective June 2, 2023, intended to recompense PERA for the remaining portion of the \$225 million direct distribution originally scheduled for receipt July 1, 2020, suspended due to the enactment of House Bill (HB) 20-1379, but not fully repaid through the provisions within HB 22-1029. Pursuant to SB 23-056, the State Treasurer issued a warrant consisting of the balance of the PERA Payment Cash Fund, created in §24-51-416, plus \$10 million from the General Fund, totaling \$14.561 million.

As of the December 31, 2023, measurement date, the total pension liability (TPL) recognizes the change in the default method applied for granting service accruals for certain members, from a "12-pay" method to a "non-12-pay" method. The default service accrual method for positions with an employment pattern of at least eight months but fewer than 12 months (including, but not limited to positions in the School and DPS Divisions) receive a higher ratio of service credit for each month worked, up to a maximum of 12 months of service credit per year.

Significant Changes in Assumptions or Other Inputs Affecting Trends in Actuarial Information 2023 Changes in Assumptions or Other Inputs Since 2022

There were no changes made to the actuarial methods or assumptions.

NOTE-3 DEFINED BENEFIT OTHER POST EMPLOYMENT BENEFIT (OPEB) PLAN

Significant Changes in Plan Provisions Affecting Trends in Actuarial Information 2023 Changes in Plan Provisions Since 2022

As of the December 31, 2023, measurement date, the fiduciary net position (FNP) and related disclosure components for the Health Care Trust Fund (HCTF) reflect payments related to the disaffiliation of Tri-County Health Department (Tri-County Health) as a PERA-affiliated employer, effective December 31, 2022. As of the December 31, 2023, year-end, PERA recognized two additions for accounting and financial reporting purposes: a \$24 million payment received on December 4, 2023, and a \$2 million receivable. The employer disaffiliation payment and receivable allocations to the HCTF and Local Government Division Trust Fund were \$1.033 million and \$24.967 million, respectively.

Significant Changes in Assumptions or Other Inputs Affecting Trends in Actuarial Information 2023 Changes in Assumptions or Other Inputs Since 2022

There were no changes made to the actuarial methods or assumptions.

SUPPLEMENTARY INFORMATION

MAJOR GOVERNMENTAL FUND

MAJOR GOVERNMENTAL FUND

General Fund – The general fund is the general operating fund of the District; used to account for all resources that are not legally or by sound financial management to be accounted for in another fund. It is the most significant fund in relation to the District's overall operations.

ARRIBA-FLAGLER CONSOLIDATED SCHOOL DISTRICT #20
FLAGLER, COLORADO

BALANCE SHEET

GENERAL FUND

JUNE 30, 2024 AND 2023

	2024	2023
ASSETS		
Cash	\$ 988,711	\$ 688,115
Certificate of Deposits	251,870	247,026
Receivables:		
Grants	39,498	32,138
Property Tax	49,700	53,300
Due from Other Funds	-	628
	\$ 1,329,779	\$ 1,021,207
TOTAL ASSETS	\$ 1,329,779	\$ 1,021,207
LIABILITIES		
Accounts Payable	\$ 12,462	\$ 16,817
Accrued Salaries and Benefits	103,904	174,810
Due to Other Fund	15,701	15,701
Due to Other Entity	5,267	13,667
Unearned Revenue	-	14,617
	137,334	235,612
TOTAL LIABILITIES	137,334	235,612
DEFERRED INFLOWS OF RESOURCES		
Deferred Revenue - Property Taxes	49,700	53,300
	49,700	53,300
FUND BALANCE		
Restricted:		
Emergency Reserve	86,400	104,300
Universal Preschool Program	31,391	-
Unassigned	1,024,954	627,995
	1,142,745	732,295
TOTAL FUND BALANCE	1,142,745	732,295
TOTAL LIABILITIES, DEFERRED INFLOWS AND FUND BALANCE	\$ 1,329,779	\$ 1,021,207

ARRIBA-FLAGLER CONSOLIDATED SCHOOL DISTRICT #20
FLAGLER, COLORADO

GENERAL FUND

STATEMENT OF REVENUES, EXPENDITURES AND FUND BALANCE

YEARS ENDED JUNE 30, 2024 AND 2023

	2024	2023
REVENUES		
Local Sources		
Property Taxes	\$ 1,119,125	\$ 1,178,118
Specific Ownership Taxes	118,160	122,730
Delinquent Taxes and Penalties	1,889	2,007
Investment Interest	13,117	4,992
Other	31,765	304,665
Total Local Sources	1,284,056	1,612,512
State Sources		
Equalization	1,544,196	1,330,311
Transportation	40,794	43,431
BOCES Flowthrough	98,648	65,591
Pension Special Funding	7,104	89,467
Other	243,370	181,876
Total State Sources	1,934,112	1,710,676
Federal Sources		
Grants	37,882	185,265
BOCES Flowthrough	44,940	45,280
Total Federal Sources	82,822	230,545
TOTAL REVENUES	3,300,990	3,553,733
EXPENDITURES		
Instruction	1,554,108	1,505,608
Support Services		
Pupil Services	99,002	267,907
Instruction Staff	47,952	51,598
General Administration	212,862	256,908
School Administration	93,788	151,184
Business Services	104,588	96,439
Operations and Maintenance	383,820	351,005
Pupil Transportation	200,922	173,052
Central Support Services	41,206	45,090
Community Services	138,864	138,060
Debt Service	-	441,103
TOTAL EXPENDITURES	2,877,112	3,477,954
REVENUES OVER (UNDER) EXPENDITURES	423,878	75,779
OTHER FINANCING SOURCES (USES)		
Transfers Out	(13,428)	-
NET CHANGE IN FUND BALANCE	410,450	75,779
FUND BALANCE JULY 1	732,295	656,516
FUND BALANCE JUNE 30	\$ 1,142,745	\$ 732,295

NONMAJOR GOVERNMENTAL FUNDS

SPECIAL REVENUE FUNDS

Food Services Fund – This fund is used to account for all food service activities related to serving student, teacher and visitor meals.

Student Activity Fund – This fund is used to account for the various activities of student groups. These activities are supported in whole or in part by revenues from pupils and other fund-raising activities.

CAPITAL PROJECTS FUND

Capital Reserve Capital Projects Fund – This fund is authorized by Colorado School Law and is used to fund ongoing capital needs such as site acquisition, building additions and equipment purchases.

ARRIBA-FLAGLER CONSOLIDATED SCHOOL DISTRICT #20
FLAGLER, COLORADO

NONMAJOR GOVERNMENTAL FUNDS

COMBINING BALANCE SHEET

JUNE 30, 2024

	SPECIAL REVENUE FUNDS			TOTAL
	FOOD SERVICE	STUDENT ACTIVITY	CAPITAL PROJECTS	
ASSETS				
Cash and Cash Equivalents	\$ 21,350	\$ 226,719	\$ 14,795	\$ 262,864
Grant Receivable	-	-	-	-
Due from Other Fund	-	-	15,701	15,701
Inventory	5,565	-	-	5,565
TOTAL ASSETS	\$ 26,915	\$ 226,719	\$ 30,496	\$ 284,130
LIABILITIES				
Accounts Payable	\$ -	\$ -	\$ -	\$ -
Accrued Salaries and Benefits	5,670	-	-	5,670
Unearned Revenues	-	-	-	-
TOTAL LIABILITIES	5,670	-	-	5,670
FUND BALANCE				
Nonspendable	5,565	-	-	5,565
Restricted for Food Service	15,680	-	-	15,680
Committed for Capital Projects	-	-	30,496	30,496
Assigned for Student Activities	-	226,719	-	226,719
TOTAL FUND BALANCE	21,245	226,719	30,496	278,460
TOTAL LIABILITIES AND FUND BALANCE	\$ 26,915	\$ 226,719	\$ 30,496	\$ 284,130

ARRIBA-FLAGLER CONSOLIDATED SCHOOL DISTRICT #20
FLAGLER, COLORADO

NONMAJOR GOVERNMENTAL FUNDS

COMBINING STATEMENT OF REVENUES, EXPENDITURES AND CHANGES IN FUND BALANCE

YEAR ENDED JUNE 30, 2024

	SPECIAL REVENUE FUNDS			TOTAL
	FOOD SERVICE	STUDENT ACTIVITY	CAPITAL PROJECTS	
REVENUES				
Local Sources	\$ 24,118	\$ 304,052	\$ 74	\$ 328,244
State Sources	54,420	-	-	54,420
Federal Sources	83,368	-	-	83,368
TOTAL REVENUES	161,906	304,052	74	466,032
EXPENDITURES				
Food Service Operations	177,326	-	-	177,326
Student Activities	-	290,253	-	290,253
Capital Outlay	-	-	-	-
TOTAL EXPENDITURES	177,326	290,253	-	467,579
REVENUES OVER (UNDER) EXPENDITURES	(15,420)	13,799	74	(1,547)
OTHER FINANCING SOURCES				
Transfers In	13,428	-	-	13,428
NET CHANGE IN FUND BALANCE	(1,992)	13,799	74	11,881
FUND BALANCE JULY 1	23,237	212,920	30,422	266,579
FUND BALANCE JUNE 30	<u>\$ 21,245</u>	<u>\$ 226,719</u>	<u>\$ 30,496</u>	<u>\$ 278,460</u>

ARRIBA-FLAGLER CONSOLIDATED SCHOOL DISTRICT #20
FLAGLER, COLORADO

FOOD SERVICE - SPECIAL REVENUE FUND

BALANCE SHEET

JUNE 30, 2024 AND 2023

	2024	2023
ASSETS		
Cash in Bank	\$ 21,350	\$ 11,409
Grant Receivable	-	5,297
Inventory	5,565	9,321
	\$ 26,915	\$ 26,027
TOTAL ASSETS	\$ 26,915	\$ 26,027
LIABILITIES		
Accrued Salaries and Benefits	\$ 5,670	\$ -
Due to Other Fund	-	628
Unearned Revenue	-	2,162
	5,670	2,790
TOTAL LIABILITIES	5,670	2,790
FUND BALANCE		
Nonspendable - Inventories	5,565	9,321
Restricted - Food Services	15,680	13,916
	21,245	23,237
TOTAL FUND BALANCE	21,245	23,237
TOTAL LIABILITIES AND FUND BALANCE	\$ 26,915	\$ 26,027

ARRIBA-FLAGLER CONSOLIDATED SCHOOL DISTRICT #20
FLAGLER, COLORADO

FOOD SERVICE - SPECIAL REVENUE FUND

STATEMENTS OF REVENUES, EXPENDITURES AND FUND BALANCE - BUDGET AND ACTUAL

YEARS ENDED JUNE 30, 2024 AND 2023

	ORIGINAL BUDGET	FINAL BUDGET	2024 ACTUAL	VARIANCE WITH FINAL BUDGET POSITIVE (NEGATIVE)	2023 ACTUAL
REVENUES					
Local Sources	34,500	34,500	\$ 24,118	\$ (10,382)	\$ 58,792
State Sources	62,400	62,400	54,420	(7,980)	2,757
Federal Sources	40,000	40,000	83,368	43,368	83,504
TOTAL REVENUES	136,900	136,900	161,906	25,006	145,053
EXPENDITURES					
Salaries	49,367	49,367	55,802	(6,435)	52,923
Employee Benefits	11,528	11,528	12,751	(1,223)	12,093
Purchased Services	3,000	3,000	3,912	(912)	3,370
Food Purchases	70,345	70,345	87,494	(17,149)	73,463
Commodities	4,100	4,100	6,250	(2,150)	7,135
Supplies	9,485	9,485	11,117	(1,632)	4,681
Contingency Reserve	24,312	24,312	-	24,312	-
TOTAL EXPENDITURES	172,137	172,137	177,326	(5,189)	153,665
REVENUES OVER (UNDER) EXPENDITURES	(35,237)	(35,237)	(15,420)	19,817	(8,612)
OTHER FINANCING SOURCES					
Transfers In	12,000	12,000	13,428	1,428	-
NET CHANGE IN FUND BALANCE	(23,237)	(23,237)	(1,992)	21,245	(8,612)
FUND BALANCE - BEGINNING	23,237	23,237	23,237	-	31,849
FUND BALANCE - ENDING	\$ -	\$ -	\$ 21,245	\$ 21,245	\$ 23,237

ARRIBA-FLAGLER CONSOLIDATED SCHOOL DISTRICT #20
FLAGLER, COLORADO

STUDENT ACTIVITY - SPECIAL REVENUE FUND

BALANCE SHEET

JUNE 30, 2024 AND 2023

	<u>2024</u>	<u>2023</u>
ASSETS		
Cash	\$ 226,719	\$ 212,920
	<u>226,719</u>	<u>212,920</u>
FUND BALANCE		
Assigned for Student Activities	\$ 226,719	\$ 212,920
	<u>226,719</u>	<u>212,920</u>

ARRIBA-FLAGLER CONSOLIDATED SCHOOL DISTRICT #20
FLAGLER, COLORADO

STUDENT ACTIVITY - SPECIAL REVENUE FUND

STATEMENTS OF REVENUES, EXPENDITURES AND FUND BALANCE - BUDGET AND ACTUAL

YEARS ENDED JUNE 30, 2024 AND 2023

	ORIGINAL BUDGET	FINAL BUDGET	2024 ACTUAL	VARIANCE WITH FINAL BUDGET POSITIVE (NEGATIVE)	2023 ACTUAL
REVENUES					
Other Local	\$ 400,000	\$ 400,000	\$ 304,052	\$ (95,948)	\$ 323,008
TOTAL REVENUES	400,000	400,000	304,052	(95,948)	323,008
EXPENDITURES					
Pupil Activities	300,000	300,000	290,253	9,747	250,894
Contingency Reserve	212,920	212,920	-	212,920	-
TOTAL EXPENDITURES	512,920	512,920	290,253	222,667	250,894
CHANGE IN FUND BALANCE	(112,920)	(112,920)	13,799	126,719	72,114
FUND BALANCE JULY 1	212,920	212,920	212,920	-	140,806
FUND BALANCE JUNE 30	\$ 100,000	\$ 100,000	\$ 226,719	\$ 126,719	\$ 212,920

ARRIBA-FLAGLER CONSOLIDATED SCHOOL DISTRICT #20
FLAGLER, COLORADO

CAPITAL RESERVE CAPITAL PROJECTS FUND

BALANCE SHEET

JUNE 30, 2024 AND 2023

	2024	2023
ASSETS		
Cash in Bank	\$ 14,795	\$ 14,721
Grant Receivable	-	-
Due from Other Fund	15,701	15,701
TOTAL ASSETS	\$ 30,496	\$ 30,422
LIABILITIES		
Accounts Payable	\$ -	\$ -
FUND BALANCE		
Committed	30,496	30,422
TOTAL LIABILITIES AND FUND BALANCE	\$ 30,496	\$ 30,422

ARRIBA-FLAGLER CONSOLIDATED SCHOOL DISTRICT #20
FLAGLER, COLORADO

CAPITAL RESERVE CAPITAL PROJECTS FUND

STATEMENTS OF REVENUES, EXPENDITURES AND FUND BALANCE - BUDGET AND ACTUAL

YEARS ENDED JUNE 30, 2024 AND 2023

	ORIGINAL BUDGET	FINAL BUDGET	2024 ACTUAL	VARIANCE WITH FINAL BUDGET POSITIVE (NEGATIVE)	2023 ACTUAL
REVENUES					
Local Sources					
Interest Income	\$ 80	\$ 80	\$ 74	\$ (6)	\$ 109
State Sources					
Grants	-	-	-	-	-
Federal Sources					
Grants	-	-	-	-	-
TOTAL REVENUES	80	80	74	(6)	109
EXPENDITURES					
Capital Outlay	50,000	50,000	-	50,000	26,238
Debt Service	-	-	-	-	-
Contingency Reserve	502	502	-	502	-
TOTAL EXPENDITURES	50,502	50,502	-	50,502	26,238
REVENUES OVER (UNDER) EXPENDITURES	(50,422)	(50,422)	74	50,496	(26,129)
OTHER FINANCING SOURCES					
Transfers In	20,000	20,000	-	(20,000)	-
TOTAL OTHER FINANCING SOURCES	20,000	20,000	-	(20,000)	-
NET CHANGE IN FUND BALANCE	(30,422)	(30,422)	74	30,496	(26,129)
FUND BALANCE JULY 1	30,422	30,422	30,422	-	56,551
FUND BALANCE JUNE 30	\$ -	\$ -	\$ 30,496	\$ 30,496	\$ 30,422

**COLORADO DEPARTMENT OF EDUCATION AUDITORS' ELECTRONIC FINANCIAL
DATA INTEGRITY CHECK FIGURES**



Colorado Department of Education

Auditors Integrity Report

District: 1450 - Arriba-Flagler C-20

Fiscal Year 2023-24

Colorado School District/BOCES

Revenues, Expenditures, & Fund Balance by Fund

Fund Type & Number	Beg Fund Balance & Prior Per Adj (6880*)	1000 - 5999 Total Revenues & Other Sources	0001-0999 Total Expenditures & Other Uses	6700-6799 & Prior Per Adj (6880*) Ending Fund Balance
Governmental	+		-	=
10 General Fund	732,295	3,287,562	2,877,112	1,142,745
18 Risk Mgmt Sub-Fund of General Fund	0	0	0	0
19 Colorado Preschool Program Fund	0	0	0	0
Sub- Total	732,295	3,287,562	2,877,112	1,142,745
11 Charter School Fund	0	0	0	0
20,26-29 Special Revenue Fund	0	0	0	0
06 Supplemental Cap Const, Tech, Main. Fund	0	0	0	0
07 Total Program Reserve Fund	0	0	0	0
21 Food Service Spec Revenue Fund	23,237	175,334	177,326	21,245
22 Govt Designated-Purpose Grants Fund	0	0	0	0
23 Pupil Activity Special Revenue Fund	212,920	304,052	290,252	226,719
25 Transportation Fund	0	0	0	0
31 Bond Redemption Fund	0	0	0	0
39 Certificate of Participation (COP) Debt Service Fund	0	0	0	0
41 Building Fund	0	0	0	0
42 Special Building Fund	0	0	0	0
43 Capital Reserve Capital Projects Fund	30,422	74	0	30,496
46 Supplemental Cap Const, Tech, Main Fund	0	0	0	0
Totals	998,874	3,767,021	3,344,690	1,421,204
Proprietary				
50 Other Enterprise Funds	0	0	0	0
64 (63) Risk-Related Activity Fund	0	0	0	0
60,65-69 Other Internal Service Funds	0	0	0	0
Totals	0	0	0	0
Fiduciary				
70 Other Trust and Agency Funds	0	0	0	0
72 Private Purpose Trust Fund	0	0	0	0
73 Agency Fund	0	0	0	0
74 Pupil Activity Agency Fund	0	0	0	0
79 GASB 34:Permanent Fund	0	0	0	0
85 Foundations	0	0	0	0
Totals	0	0	0	0

FINAL